

SBML Level 3 package: Hierarchical Model Composition, Version 1 Release 3

**Lucian P. Smith^{1*}, Michael Hucka², Stefan Hoops³, Andrew Finney, Martin Ginkel⁴,
Chris J. Myers⁵, Ion Moraru⁶ and Wolfram Liebermeister⁷**

¹Department of Bioengineering, University of Washington,
Seattle, USA

²Department of Computing and Mathematical Sciences, California Institute of Technology,
Pasadena, USA

³Virginia Bioinformatics Institute, Virginia Tech,
Blacksburg, USA

⁴Dynamics of Complex Technical Systems, Max Planck Institute,
Magdeburg, Germany

⁵Electrical and Computer Engineering, University of Utah,
Salt Lake City, USA

⁶University of Connecticut Health Center, University of Connecticut,
Farmington, USA

⁷Molecular Genetics, Max Planck Institute,
Berlin, Germany

Summary

Constructing a model in a hierarchical fashion is a natural approach to managing model complexity, and offers additional opportunities such as the potential to re-use model components. The *SBML Level 3 Version 1 Core* specification does not directly provide a mechanism for defining hierarchical models, but it does provide a mechanism for SBML *packages* to extend the Core specification and add additional syntactical constructs. The SBML *Hierarchical Model Composition* package for SBML Level 3 adds the necessary features to SBML to support hierarchical modeling. The package enables a modeler to include submodels within an enclosing SBML model, delete unneeded or redundant elements of that submodel, replace elements of that submodel with element of the containing model, and replace elements of the containing model with elements of the submodel. In addition, the package defines an optional “port” construct, allowing a model to be defined with suggested interfaces between hierarchical components; modelers can chose to use these interfaces, but they are not required to do so and can still interact directly with model elements if they so chose. Finally, the SBML Hierarchical Model Composition package is defined in such a way that a hierarchical model can be “flattened” to an equivalent, non-hierarchical version that uses only plain SBML constructs, thus enabling software tools that do not yet support hierarchy to nevertheless work with SBML hierarchical models.

*To whom correspondence should be addressed. Email: sbml-editors@sbml.org

SBML Level 3 Package Specification

Hierarchical Model Composition

Lucian P. Smith
lpsmith@u.washington.edu
Department of Bioengineering
University of Washington
Seattle, Washington, US

Michael Hucka
mhucka@caltech.edu
Computing and Mathematical Sciences
California Institute of Technology
Pasadena, California, US

Stefan Hoops
shoops@vt.edu
Virginia Bioinformatics Institute
Virginia Tech
Blacksburg, Virginia, US

Andrew Finney
afinney@caltech.edu
Oxfordshire, UK

Martin Ginkel
ginkel@mpi-magdeburg.mpg.de
Dynamics of Complex Technical Systems
Max Planck Institute
Magdeburg, DE

Chris J. Myers
myers@ece.utah.edu
Electrical and Computer Engineering
University of Utah
Salt Lake City, Utah, US

Ion Moraru
moraru@neuron.uchc.edu
University of Connecticut Health Center
Farmington, Connecticut, US

Wolfram Liebermeister
lieberme@molgen.mpg.de
Molecular Genetics
Max Planck Institute
Berlin, DE

Version 1, **Release 3**

14 November 2013

The latest release, past releases, and other materials related to this specification are available at
http://sbml.org/Documents/Specifications/SBML_Level_3/Packages/comp

This release of the specification is available at
<http://identifiers.org/combine.specifications/sbml.level-3.version-1.comp.version-1.release-3>



Contents

1 Introduction	3
1.1 Proposal corresponding to this package specification	4
1.2 Package dependencies	4
1.3 Document conventions	4
2 Background and context	5
2.1 Prior work on model composition in SBML	5
2.2 Genesis of the current formulation of this specification	9
2.3 Design goals for the Hierarchical Model Composition package	9
3 Package syntax and semantics	11
3.1 Namespace URI and other declarations necessary for using this package	11
3.2 Primitive data types	11
3.2.1 Type IDREF	11
3.2.2 Type anyURI	11
3.2.3 Type PortSid	11
3.2.4 Type PortSidRef	12
3.3 The extended SBML class	12
3.3.1 The lists of internal and external model definitions	13
3.3.2 The ExternalModelDefinition class	14
3.4 The extended Model class	15
3.4.1 The list of submodels	16
3.4.2 The list of ports	16
3.4.3 The Port class	16
3.5 The Submodel class	17
3.5.1 The attributes of Submodel	18
3.5.2 The list of deletions	19
3.5.3 The Deletion class	20
3.6 Replacements	20
3.6.1 The list of replaced elements	21
3.6.2 The ReplacedElement class	21
3.6.3 The replacedBy subcomponent	23
3.6.4 The ReplacedBy class	23
3.6.5 Additional requirements and implications	24
3.6.6 Implications for replacements and deletions of subobjects	25
3.7 The SBaseRef class	26
3.7.1 The attributes of SBaseRef	26
3.7.2 Recursive SBaseRef structures	28
3.8 Conversion factors	29
3.8.1 Conversion factors involving ReplacedElement	29
3.8.2 Conversion factors involving Submodel	30
3.9 Namespace scoping rules for identifiers	32
4 Examples	33
4.1 Simple aggregate model	33
4.2 Example of importing definitions from external files	34
4.3 Example of using ports	34
4.4 Example of deletion replacement	36
5 Best practices	39
5.1 Best practices for using SBaseRef for references	39
5.2 Best practices for using ports	40
5.3 Best practices for deletions and replacements	40
A Validation of SBML documents	41
A.1 Validation procedure	41
A.1.1 The two-phase validation approach	41
A.1.2 Example algorithm for producing a “flattened” model	41
A.1.3 Additional remarks about the validation procedure	42
A.2 Validation and consistency rules	42
Acknowledgments	53
References	54

1 Introduction

In the context of SBML, “hierarchical model composition” refers to the ability to include models as submodels inside another model. The goal is to support the ability of modelers and software tools to do such things as (1) decompose larger models into smaller ones, as a way to manage complexity; (2) incorporate multiple instances of a given model within one or more enclosing models, to avoid literal duplication of repeated elements; and (3) create libraries of reusable, tested models, much as is done in software development and other engineering fields.

SBML Level 3 Version 1 Core (Hucka et al., 2010), by itself, has no direct support for allowing a model to include other models as submodels. Software tools either have to implement their own schemes outside of SBML, or (in principle) could use annotations to augment a plain SBML Level 3 model with the necessary information to allow a software tool to compose a model out of submodels. However, such solutions would be proprietary and tool-specific, and not conducive to interoperability. There is a clear need for an official SBML language facility for hierarchical model composition.

This document describes a specification for an SBML Level 3 package that provides exactly such a facility. Figure 1 illustrates some of the scenarios targeted by this package.

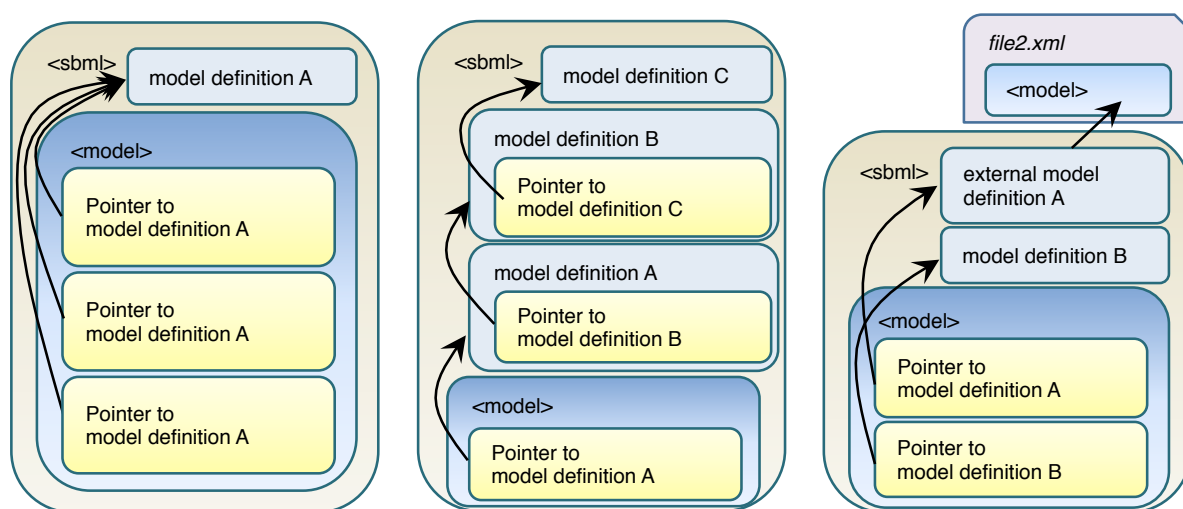


Figure 1: Three different examples of model composition scenarios. From left to right: (1) a model composed of multiple instances of a single, internally-defined submodel definition; (2) a model composed of a submodel that is itself composed of submodels; and (3) a model composed of submodels, one of which is defined in an external file.

The effort to create a hierarchical model composition mechanism in SBML has a long history, which we summarize in Section 2 on page 5. It has also been known by different names. In the beginning, it was called *modularity* because it allows a model to be divided into structural and conceptual modules. It was renamed *model composition* when it became apparent that the name “modularity” was easily confused with other notions of modularity, particularly XHTML 1.1 (Pemberton et al., 2002) modularity, which concerns decomposition into separate files. To make clear that the purpose is structural *model* composition, regardless of whether the components are stored in separate files, the SBML community adopted the name *SBML Hierarchical Model Composition*.

To support a variety of composition scenarios, this package provides for optional black-box encapsulation by means of defined data communication interfaces (here called *ports*). In addition, to separate model *definitions* (i.e., blueprints, or templates) from *instances* of those definitions, it supports optional external file storage, and it allows recursive model decomposition with arbitrary submodel nesting.

1.1 Proposal corresponding to this package specification

This specification for Hierarchical Model Composition in SBML is based on the proposal by the same authors, located at the following URL:

<https://sbml.svn.sourceforge.net/viewvc/sbml/trunk/specifications/sbml-level-3/version-1/comp/proposal>

This specification is based on the August, 2011, version of the proposal. The tracking number in the SBML issue tracking system (SBML Team, 2010) for Hierarchical Model Composition package activities is 2404771.

1.2 Package dependencies

The Hierarchical Model Composition package has no dependencies on other SBML Level 3 packages. It is also designed to work seamlessly with other SBML Level 3 packages. For example, one can create a set of hierarchical models that also use Groups or Spatial Processes features. (If you find incompatibilities with other packages, please contact the Package Working Group for the Hierarchical Model Composition effort. Contact information is shown on the front page of this document.)

1.3 Document conventions

Following the precedent set by the SBML Level 3 Core specification document, we use UML 1.0 (Unified Modeling Language; Eriksson and Penker 1998; Oestereich 1999) class diagram notation to define the constructs provided by this package. We also use color in the diagrams to carry additional information for the benefit of those viewing the document on media that can display color. The following are the colors we use and what they represent:

- **Black:** Items colored black in the UML diagrams are components taken unchanged from their definition in the SBML Level 3 Core specification document.
- **Green:** Items colored green are components that exist in SBML Level 3 Core, but are extended by this package. Class boxes are also drawn with dashed lines to further distinguish them.
- **Blue:** Items colored blue are new components introduced in this package specification. They have no equivalent in the SBML Level 3 Core specification.

We also use the following typographical conventions to distinguish the names of objects and data types from other entities; these conventions are identical to the conventions used in the SBML Level 3 Core specification document:

AbstractClass: Abstract classes are never instantiated directly, but rather serve as parents of other classes. Their names begin with a capital letter and they are printed in a slanted, bold, sans-serif typeface. In electronic document formats, the class names defined within this document are also hyperlinked to their definitions; clicking on these items will, given appropriate software, switch the view to the section in this document containing the definition of that class. (However, for classes that are unchanged from their definitions in SBML Level 3 Core, the class names are not hyperlinked because they are not defined within this document.)

Class: Names of ordinary (concrete) classes begin with a capital letter and are printed in an upright, bold, sans-serif typeface. In electronic document formats, the class names are also hyperlinked to their definitions in this specification document. (However, as in the previous case, class names are not hyperlinked if they are for classes that are unchanged from their definitions in the SBML Level 3 Core specification.)

Something, otherThing: Attributes of classes, data type names, literal XML, and tokens *other* than SBML class names, are printed in an upright typewriter typeface. Primitive types defined by SBML begin with a capital letter; SBML also makes use of primitive types defined by XML Schema 1.0 (Biron and Malhotra, 2000; Fallside, 2000; Thompson et al., 2000), but unfortunately, XML Schema does not follow any capitalization convention and primitive types drawn from the XML Schema language may or may not start with a capital letter.

For other matters involving the use of UML and XML, we follow the conventions used in the SBML Level 3 Core specification document.

2 Background and context

The focus of this section is prior work on the topic of model composition in SBML. We also explain how the current specification relates to that prior work.

2.1 Prior work on model composition in SBML

The SBML community has discussed the need for model composition since SBML's very beginning, in 2000. The approach to composition contained in the present document draws substantially on prior work. Before we turn to a narrative of the history that led to this specification, we want to highlight a number of individuals for their inspirations and past work in the development of precursors to this package. These individuals are listed in [Table 1](#).

Contributor	Affiliation	City and Country
Frank Bergmann	California Institute of Technology	Pasadena, CA, US
Michael Blinov	University of Connecticut Health Center	Farmington, CT, US
Nicolas Le Novère	EMBL European Bioinformatics Institute	Hinxton, Cambridge, UK
Ranjit Randhawa	Department of Computer Science, Virginia Tech.	Blacksburg, VA, US
Jörg Stelling	Max Planck Institute for Dynamics of Complex Technical Systems	Magdeburg, DE
Jonathan Webb	BBN Technologies	Cambridge, MA, US

Table 1: Individuals who made significant contributions that influenced this Hierarchical Model Composition specification.

The first known written proposal for composition in SBML appeared in an internal discussion document titled *Possible extensions to the Systems Biology Markup Language* (Finney, 2000) principally authored by Andrew Finney (and, notably, written even before SBML Level 1 Version 1 was finalized in March of 2001). The first of the four titular possible extensions in that document concerns “submodels”: the main model in a file can contain a list of submodels, each of which are model definitions only, and a list of submodel instantiations, each of which are references to model definitions. Finney’s proposal also extends the syntax of SBML identifiers (the `SIId` data type) to allow entity references using a dotted notation, in which `X.y` signifies element `y` of submodel instance `X`; the proposal also defines a form of linking model elements through “substitutions”. In addition, the proposal also introduces the concept of validation through what it called the “expanded” version of the model (now commonly referred to as the “flattened” form, meaning translation to a plain SBML format that does not use composition features): if the flat version of the model is valid, then the model as a whole must also be valid.

In June of 2001, at the Third Workshop on Software Platforms for Systems Biology, Martin Ginkel and Jörg Stelling presented their proposal titled *XML Notation for Modularity* (Ginkel and Stelling, 2001), complete with a sample XML file. Their efforts were in response to deficiencies or missing elements they believed existed in the proposal by Finney. In their proposal, Ginkel and Stelling present a “classic view” of modularity, where models are packaged as black boxes with interfaces. One of their design goals is to support the substitution of one module for another with the same defined interface, thereby supporting the simplification or elaboration of models as needed. Their proposal emphasizes the reuse of models and with the possibility of developing libraries of models.

Martin Ginkel presented an expanded version of that proposal (Ginkel, 2002) at in the July 2002 Fifth Workshop on Software Platforms for Systems Biology, in the hope that it could be incorporated into the definition of SBML Level 2 that was being developed at the time. This proposal clarified the need to separate model definitions from model instantiations, and, further, the need to designate one model per document as the “main” model.

In March of 2003, Jonathan Webb produced an independent proposal (Webb, 2003) and circulated it on the mailing list sbml-discuss@caltech.edu. This proposal included a unified, generic approach to making links and references to elements in submodels using XML XPath (Clark and DeRose, 1999). Previous proposals used separate mechanisms for species, parameters, compartments, and reactions. Webb also raised the issue of how to

successfully resolve conflicting attributes of linked elements, debated whether formal interfaces were necessary or even preferable to directly access model elements, discussed type-checking for linkages, and discussed issues with unit incompatibilities. Around this time, Martin Ginkel formed the Model Composition Special Interest Group (Ginkel, 2003), a group that eventually reached 18 members (including Webb).

Model composition did not make it into SBML Level 2 when that specification was released in June of 2003, because the changes between SBML Level 1 and Level 2 were already substantial enough that software developers at the time expressed a desire to delay the introduction of composition to a later revision of SBML. Andrew Finney (now the co-chair of the Model Composition SIG) presented yet another proposal (Finney, 2003b) in May of 2003, even before SBML Level 2 Version 1 was finalized, that aimed to add model composition to SBML Level 3. With only two years having passed between SBML Level 1 and Level 2, the feeling at the time was that Level 3 was likely to be released in 2005 or 2006, and the model composition proposal would be ready when it was. However, Level 2 ended up occupying the SBML community longer than expected, with four versions of Level 2 produced to adjust features in response to user feedback and developers' experiences.

In the interim, the desire to develop model composition features for SBML continued unabated. Finney revised his 2003 proposal in October 2003 (Finney, 2003c); this new version represented an attempt to synthesize the earlier proposals by Ginkel and Webb, supplemented with his own original submodel ideas, and was envisioned to exist in parallel with another proposal by Finney, for arrays and sets of SBML elements (including submodels) (Finney, 2003a). Finney attempted to resolve the differences in the two basic philosophies (essentially, black-box versus white-box encapsulation) by introducing optional "ports" as interfaces between a submodel and its containing model, as well as including an XPath-based method to allow referencing model entities. The intention was that a modeler who wanted to follow the classic modularity (black-box) approach could do so, but other modelers could still use models in ways not envisioned by the original modeler simply by accessing a model's elements directly via XPath-based references. In both schemes, elements in the submodels were replaced by corresponding elements of the containing model. Finney's proposal also provided a direct link facility that allows a containing model to refer directly to submodel elements without providing placeholder elements in the containing model. For example, a containing model could have a reaction that converts a species in one submodel to a species in a different submodel, and in the direct-link approach, it would only need to define the reaction, with the reactant and product being expressed as links directly to the species defined in the submodels.

After Finney's last effort, activities in the SBML community focused on updates to SBML Level 2, and since model composition was slated for Level 3, not much progress was made for several years, apart from Finney including a summary of his 2003 proposal and of some of the unresolved issues in a poster (Finney, 2004) at the 2004 Intelligent Systems for Molecular Biology (ISMB) conference held in Glasgow.

Finally, in June, 2007, unplanned discussions at the Fifth SBML Hackathon (SBML Team, 2007) prompted the convening of a workshop to revitalize the model composition package, and in September of 2007, the SBML Composition Workshop (Multiple authors, 2007c) was held at the University of Connecticut Health Center, hosted by the Virtual Cell group and organized by Ion Moraru and Michael Blinov. The event produced several artifacts:

1. Martin Ginkel provided a list of goals for model composition (Ginkel, 2007), including use cases, and summarized many of the issues described above, including the notion of definition versus instantiation, linking, referencing elements that lack SBML identifiers, and the creation of optional interfaces. The list of goals also mentioned the need of allowing parameterization of instances (i.e., setting new numerical values that override the defaults), and the need to be able to "delete" or elide elements out of submodels. (He also provided a summary of ProMoT's model composition approach and a summary of other approaches.)
2. Andrew Finney created a list of issues and comments, recorded on the meeting's wiki page (Finney, 2007); the list included some old issues as well as some new ones:
 - There should perhaps be a flag for ports to indicate whether a given port must be overloaded.
 - There should be support for N-to-M links, when a set of elements in one model are replaced as a group, conceptually, with one or more elements from a different model.
 - The proposal should be generic enough to accommodate future updates and other Level 3 packages.

3. Wolfram Liebermeister presented his group's experience with SBMLMerge (Liebermeister, 2007), dealing with the pragmatics of merging multiple models. He also noted that the annotations in a composed model need to be considered, particularly since they can be crucial to successfully merging models in the first place.
4. On behalf of Ranjit Randhawa, Cliff Shaffer summarized Ranjit's work in the JigCell group on model fusion, aggregation, and composition (Randhawa, 2007). Highlights included the following:
 - A description of different methods which all need some form of model composition, along with the realization that model fusion and model composition, though philosophically different, entail exactly the same processes and require the same information.
 - A software application (the JigCell Composition Wizard) that can perform conversion between types. The application can, for example, promote a parameter to a species, a concept which had been assumed to be impossible and undesirable in previous proposals.
 - The discovery that merging of SBML models should be done in the order Compartments → Species → Function Definitions → Rules → Events → Units → Reactions → Parameters. If done in this order, potential conflicts are resolved incrementally along the way.
5. Nicolas Le Novère created a proposal for SBML modularity in Core (Novère, 2007). This is actually unrelated to the efforts described above; it is an attempt to modularize a “normal” SBML model in the sense of divvying up the information into modules or blocks stored in separate files, rather than composing a model from different chunks. It was agreed at the workshop that this is a completely separate idea, and while it has merits, should be handled separately.
6. The group produced an “Issues to Address” document (Multiple authors, 2007a), with several conclusions:
 - It should be possible to “flatten” a composed model to produce a valid SBML Level 3 Core model, and all questions of validity can then be simply applied to the flattened model. If the Core-only version is valid, the composed model is valid.
 - The model composition proposal should cover both designed-ahead-of-time as well as ad-hoc composition. (The latter refers to composing models out of components that were not originally developed with the use of ports or the expectation of being incorporated into other models.)
 - The approach probably needs a mechanism for deleting SBML model elements. The deletion syntax should be explicit, instead of being implied by (e.g.) using a generic replacement construct and omitting the target of the replacement.
 - It should be possible to link any part of a model, not just (e.g.) compartments, species and parameters.
 - The approach should support item “object overloading” (Multiple authors, 2007b) and be generally applicable to all SBML objects. However, contrary to what is provided in the JigCell Composition Wizard, changing SBML component types is not supported in object overloading.
 - A proposition made during the workshop is that elements in the outer model always override elements in the submodels, and perhaps that sibling linking be disallowed. This idea was hotly debated.
 - Interfaces (ports) are considered helpful, but optional. They do not need to be directional as in the electrical engineering “input” and “output” sense; the outer element always overrides the inner element, but apart from that, biology does not tend to work in the directional way that electrical components do.
 - The ability to refer to or import external files may need a mechanism to allow an application to check whether what is being imported is the same as it was when the modeler created the model. The mechanism offered in this context was the use of MD5 hashes.
 - A model composition approach should probably only allow whole-model imports, not importing of individual SBML elements such as species or reactions. Model components are invariably defined within a larger context, and attempting to pull a single piece out of a model is unlikely to be safe or desirable.
 - The approach must provide a means for handling unit conversions, so that the units of entities defined in a submodel can be made congruent with those of entities that refer to them in the enclosing model.

During the workshop, the attendees worked on a draft proposal. Stefan Hoops acted as principal editor. The proposal for the SBML package (which was renamed *Hierarchical Model Composition* (Hoops, 2007)), was issued one day after the end of the workshop. It represented an attempt to summarize the workshop as a whole, and provide a coherent whole, suitable as a Level 3 package. It provided a brief overview of the history and goals of the proposal, as well as several UML diagrams of the proposed data structures. Hoops presented (Hoops, 2008) the proposal in August, 2008, at the 13th SBML Forum, and again at the 7th SBML Hackathon in March of 2009 as well as the 14th SBML Forum in September of 2009, in a continuing effort to raise interest.

Roughly concurrently, Herbert Sauro, one of the original developers of SBML, received a grant to develop a modular human-readable model definition language, and hired Lucian Smith in November of 2007 to work on the project. Sauro and Frank Bergmann, then a graduate student with Herbert, had previously written a proposal (Bergmann and Sauro, 2006) for a human-readable language that provided composition features, and this was the design document Smith initially used to create a software system that was eventually called *Antimony*. Through a few iterations, the design eventually settled on was very similar in concept (largely by coincidence) to that developed by the group at the 2007 Connecticut workshop: namely, with model definitions placed separately from their instantiations in other models, and with the ability to link (or “synchronize”, in Antimony terminology) elements of models with each other. Because Antimony was designed to be “quick and dirty”, it allowed type conversions much like the JigCell Composition Wizard, whereby a parameter could become a species, compartment, or even reaction. Synchronized elements could end up with aspects of both parent elements in their final definitions: if one element defined a starting condition and the other how it changed in time, the final element would have both. If both elements defined the same aspect (like a starting condition), the one designated the “default” would be used in the final version. Smith developed methods to import other Antimony files and even SBML models, which could then be used as submodels of other models and exported as flattened SBML.

At the SBML-BioModels.net Hackathon in 2010, in response to popular demand from people who attended the workshop, Smith put together a short presentation (Smith, 2010a) about model composition and some of the limitations he found with the 2007 proposal. He proposed separating the replacement concept (where old references to replaced values are still valid) from the deletion concept (where old references to replaced values are no longer valid). Smith wrote a summary of that discussion, added some more of thoughts, and posted it to the sbml-discuss@caltech.edu mailing list (Smith, 2010b). In this posting, he proposed and/or reported several possible modifications to the Hoops et al. 2007 proposal, including the following:

- Separation of *replacement* from *deletion*.
- Separation of model definition from instantiation.
- Elimination of ports, and the use of annotations instead.
- Annotation for identifying N-to-M replacements, instead of giving them their own construct.

The message to sbml-discuss@caltech.edu was met with limited discussion. However, it turns out that several of the issues raised by Smith were brought up at the 2007 meeting, and had simply been missed in the generation of the (incomplete) proposal after the workshop. The meeting attendees had, for example, originally preferred to differentiate deletions from replacements more strongly than by simply having an empty list of replacements, but omitted this feature because no better method could be found. Similarly, the separation of definitions from instantiations had been in every proposal up until 2007, and was mentioned in the notes for that meeting. The decision to merge the two was a last-minute design decision brought about when the group noted that if the XInclude (Marsch et al., 2006) construct was used, the separation was not strictly necessary from a technical standpoint.

Smith joined the SBML Team in September of 2010, and was tasked with going through the old proposals and synthesizing from them a new version that would work with the final incarnation of SBML Level 3. He presented that work at COMBINE in October 2010 (Smith and Hucka, 2010), and further discussed it on the mailing list sbml-discuss@caltech.edu. At HARMONY in April of 2011, consensus was reached on a way forward for resolving the remaining controversies surrounding the specification, resulting in the first draft of this document.

2.2 Genesis of the current formulation of this specification

The present specification for Hierarchical Model Composition is an attempt to blend features of previous efforts into a concrete, Level 3-compatible syntax. The specification has been written from scratch, but draws strongly on the Hoops 2007 and Finney 2003 proposals, as well as, to some degree, every one of the sources mentioned above. Some practical decisions are new to this proposal, sometimes due to additional design constraints resulting from the final incarnation of SBML Level 3, but all of them draw from a wealth of history and experimentation by many different people over the last decade. Where this proposal differs from the historical consensus, the reasoning is explained, but for the most part, the proposal follows the road most traveled, and focuses on being clear, simple, only as complex as necessary, and applicable to the largest number of situations.

The first draft of this specification was discussed at COMBINE 2011, during which time several concerns were raised by Chris Myers and Frank Bergmann. These included the following: (1) the semantics of a Boolean attribute, `identical`, on `ReplacedElement`; (2) the high complexity of conversion factors as they were defined at the time; (3) the inelegance of recursive chains of `SBaseRef` objects; and (4) the need for MD5 checksums. Those discussions resulted in the following conclusions:

1. The Boolean attribute `identical` could be removed from the definition of `ReplacedElement`, and in its place a new construct added, `ReplacedBy`.
2. The conversion factor scheme in the original first draft was indeed dauntingly complex.
3. There was general agreement that recursive chains of `SBaseRef` objects is an inelegant approach, but a workable and relatively simple one. *Some* mechanism of that sort is necessary if we accept that one of the use cases for Hierarchical Model Composition involves externally-referenced models that a modeler does not own and cannot change.
4. For the same use case reasons, MD5 checksums are sufficiently important to leave in. If a referenced external model ever changes without a modeler's knowledge, checksums can allow a software system to detect and report the situation.

To address issue (2), Smith set out to develop a revised and much simplified version that reduced the number of conversions factors considerably. This scheme was incorporated into a revised version of a revised draft specification issued in 2012. Smith then worked on implementing this draft specification in libSBML and integrating it into `Antimony`, and Chris Myers worked on integrating it into `iBioSim`. As a result of these experiences, additional issues became apparent and were discussed during HARMONY 2012. Those discussions produced the following conclusions and changes:

1. The use of ports is not required and is a relatively foreign concept to many biologists; thus, their use is more of a best-practices matter, and a requirement to use ports cannot be imposed.
2. The previous formulation of `ReplacedElement` and `ReplacedBy`, which allowed replacement of any objects without restriction, led to complex and awkward software interfaces, and made it easy to create invalid models. On the other hand, restricting replacements to *only* involve the same classes of objects ("like-with-like" replacements) was deemed too restrictive. The compromise solution was to only allow parameters to replace other classes of SBML objects that had a mathematical meaning. In all other cases, objects can only be replaced (or act as replacements for) objects of the same class or subclasses of that class.

2.3 Design goals for the Hierarchical Model Composition package

The following are the basic design goals followed in this package:

- *Allow modelers to build models by aggregation, composition, or modularity.* These methods are so similar to one another, and the process of creating an SBML Level 3 package is so involved, that we believe it is not advantageous to create one SBML package for aggregation and composition, and a separate package for modularity. Users of the hierarchical model composition package should be able to use and create models in

the style that is best suited for their individual tasks, using any of these mechanisms, and to exchange and reuse models from other groups simply and straightforwardly.

- *Interoperate cleanly with other packages.* The rules of composition should be such that they could apply to any SBML element, even unanticipated elements not defined in SBML Level 3 Core and introduced by some future Level 3 package.
- *Allow models produced with these constructs to be valid SBML if the constructs are ignored.* As proposed by Novère (2003) and affirmed by the SBML Editors (The SBML Editors, 2010), whenever possible, ignoring elements defined in a Level 3 package namespace should result in syntactically-correct SBML models that can still be interpreted to some degree, even if it cannot produce the intended simulation results of the full (i.e., interpreting the package constructs) model. For example, inspection and visualization of the Core model should still be possible.
- *Ignore verbosity of models.* We assume that software will deal with the “nuts and bolts” of reading and writing SBML. If there are two approaches to designing a mechanism for this hierarchical composition package, where one approach is clear but verbose and the other approach is concise but complex or unobvious, we prefer the clear and verbose approach. We assume that software tools can abstract away the verbosity for the user. (However, tempering this goal is the next point.)
- *Avoid over-complicating the specification.* Apart from the base constructs defined by this specification, any new element or attribute introduced should have a clear use case that cannot be achieved in any other way.
- *Allow modular access to files outside the modeler's control.* In order to encourage direct referencing of models (e.g., to models hosted online on sites such as BioModels Database (<http://biomodels.net/database>), whenever possible, we will require referenced submodels only to be in SBML Level 3 format (with or without other package information), and not require that they include constructs from this specification.
- *Incorporate most, if not all, of the desirable features of past proposals.* The names may change, but the aims of past efforts at SBML model composition should still be achievable with the present specification.

3 Package syntax and semantics

In this section, we define the syntax and semantics of the Hierarchical Model Composition package for SBML Level 3 Version 1 Core. We expound on the various data types and constructs defined in this package, then in [Section 4 on page 33](#), we provide complete examples of using the constructs in example SBML models.

3.1 Namespace URI and other declarations necessary for using this package

Every SBML Level 3 package is identified uniquely by an XML namespace URI. For an SBML document to be able to use a given Level 3 package, it must declare the use of that package by referencing its URI. The following is the namespace URI for this version of the Hierarchical Model Composition package for SBML Level 3 Version 1 Core:

```
"http://www.sbml.org/sbml/level3/version1/comp/version1"
```

In addition, SBML documents using a given package must indicate whether the package can be used to change the mathematical interpretation of a model. This is done using the attribute **required** on the `<sbml>` element in the SBML document. **For the Hierarchical Model Composition package, the value of this attribute must be set to "true", because the elements defined here can change the mathematical interpretation of several core elements. Note that this attribute must be set to "true" whether or not the particular model is changed by these package constructs.**

The following fragment illustrates the beginning of a typical SBML model using SBML Level 3 Version 1 Core and this version of the Hierarchical Model Composition package:

```
<?xml version="1.0" encoding="UTF-8"?>
<sbml xmlns="http://www.sbml.org/sbml/level3/version1/core" level="3" version="1"
      xmlns:comp="http://www.sbml.org/sbml/level3/version1/comp/version1" comp:required="true">
```

3.2 Primitive data types

Section 3.1 of the SBML Level 3 Version 1 Core specification defines a number of primitive data types and also uses a number of XML Schema 1.0 data types ([Biron and Malhotra, 2000](#)). We assume and use some of them in the rest of this specification, specifically **boolean**, **ID**, **SIId**, **SIIdRef**, **UnitSIId**, **UnitSIIdRef**, and **string**. The Hierarchical Model Composition package also makes use of or defines other primitive types; they are described below.

3.2.1 Type IDREF

Type **IDREF** is defined by XML Schema 1.0. It is a character string data type whose value is identical to an **ID** defined elsewhere in a referenced document, and has identical syntax.

3.2.2 Type anyURI

Type **anyURI** is defined by XML Schema 1.0. It is a character string data type whose values are interpretable as URIs (*Universal Resource Identifiers*; [Harold and Means 2001](#); [W3C 2000](#)) as described by the W3C document RFC 3986 ([Berners-Lee et al., 2005](#)).

3.2.3 Type PortSIId

The type **PortSIId** is derived from **SIId** (SBML Level 3 Version 1 Core specification Section 3.1.7) and has identical syntax. The **PortSIId** type is used as the data type for the identifiers of **Port** objects (see [Section 3.4.3 on page 16](#)) in the Hierarchical Model Composition package. The purpose of having a separate type for such identifiers is to enable the space of possible port identifier values to be separated from the space of all other identifier values in SBML. The equality of **PortSIId** values is determined by an exact character sequence match; i.e., comparisons of these identifiers must be performed in a case-sensitive manner.

3.2.4 Type **PortSidRef**

Type **PortSidRef** is used for all attributes that refer to identifiers of type **PortSid**. This type is derived from **PortSid**, but with the restriction that the value of an attribute having type **PortSidRef** must match the value of a **PortSid** attribute in the relevant model; in other words, the value of the attribute must be an existing port identifier in the referenced model. As with **PortSid**, the equality of **PortSidRef** values is determined by exact character sequence match; i.e., comparisons of these identifiers must be performed in a case-sensitive manner.

3.3 The extended **SBML** class

The top level of an “SBML document” is a container whose structure is defined by the object class **SBML** in the SBML Level 3 Version 1 Core specification. In Level 3 Core, this container can contain only one model, an object of class **Model**. The Hierarchical Model Composition package allows SBML documents to contain *more* than one model.

To explain how this is accomplished, we first need to introduce some terminology. In the approach taken here, we make a distinction between (a) the definition of a model, before it is actually used anywhere, and (b) its actual use:

- The term *model definition* refers to the former case; that is, the definition of a model, before it is used. A model definition is akin to a Platonic ideal: it may be a complete model in and of itself, but until it is instantiated, it exists only as a concept.
- The term *submodel* refers to actual use of a model definition. A submodel is an instantiation or instance of a previously-defined model: it is the realization of that model inside another model. From the perspective of the model that contains this submodel, the model definition has come into being, and now exists as something that can be used (and possibly modified and adapted).

It may be helpful to contrast these terms with those in other approaches to model composition. Some approaches call the model definitions themselves the “submodels”. We avoid that usage because, in the present formulation, model definitions must be valid **Model** objects in and of themselves, and might never appear inside other models in the SBML document where they are defined. (This might be the situation, for example, if the document defines multiple models purely to serve as a sort of component library used by other files.) We reserve the term “submodel” specifically for the *instance of a model inside a containing model*. Another term used in other schemes is “model template”, which is close to what is intended by “model definition” here, but “template” implies something that is incomplete and needs to be filled in. While this is possible in the approach described here, it is not required; for example, in model aggregation, several complete working models may be integrated to form a larger whole. We therefore eschew the term “model template” in favor of *model definition*.

Figure 2 on the next page gives the definition of the extended **SBML** class. It ties these different components together and also provides the definition of **ExternalModelDefinition**. Readers familiar with the **SBML** class in SBML Level 3 Version 1 Core will notice that the Hierarchical Model Composition package adds two new lists to **SBML**: **listOfModelDefinitions** of class **ListOfModelDefinitions** and **listOfExternalModelDefinitions** of class **ListOfExternalModelDefinitions**. The class diagram also makes concrete the notions described above, that model definition objects are not “owned” by any other model (they can be instantiated anywhere, even by models in other files) and that they exist outside the **Model** class entirely.

Figure 2 also makes clear how model definitions *are* **Model** objects. At the same time, the scheme preserves the aspect of SBML Level 3 Version 1 Core in which a single **Model** object appears at the top level of an SBML document. As will become clear when we define **Model**, submodels appear inside **Model** objects. This is a crucial feature of the design described above; namely, when the top-level model references submodels, the submodels are instantiated, whereas when a model definition references submodels, the submodels are simply part of that model definition—they are not instantiated until the model definitions themselves are instantiated.

Finally, to give a more intuitive sense for how the pieces fit together, Figure 3 on the following page shows a template structure of an SBML document with both a **listOfModelDefinitions** and **listOfExternalModelDefinitions**, as well as a list of **Submodel** objects inside the **Model** object.

3.3.1 The lists of internal and external model definitions

As shown in Figure 2, `listOfModelDefinitions` and `listOfExternalModelDefinitions` are children of an extended SBML object. Like other `ListOf` classes in SBML, the `ListOfModelDefinitions` and `ListOfExternalModelDefinitions` are derived from `SBase` (more specifically, the extended `SBase` class defined in Section 3.6 on page 20). They inherit `SBase`'s attributes `metaid` and `sboTerm`, as well as the subcomponents for **Annotation** and **Notes**, but they do not add any attributes of their own.

If a model from an external SBML document is needed, it can be referenced with an `ExternalModelDefinition` object (Section 3.3.2 on the next page). The `ListOfExternalModelDefinitions` container gathers all such references. It is derived from `SBase` but adds no attributes of its own. Like the other `ListOf` classes, it inherits the attributes `metaid` and `sboTerm`, as well as the subcomponents for **Annotation** and **Notes**, that most SBML components have.

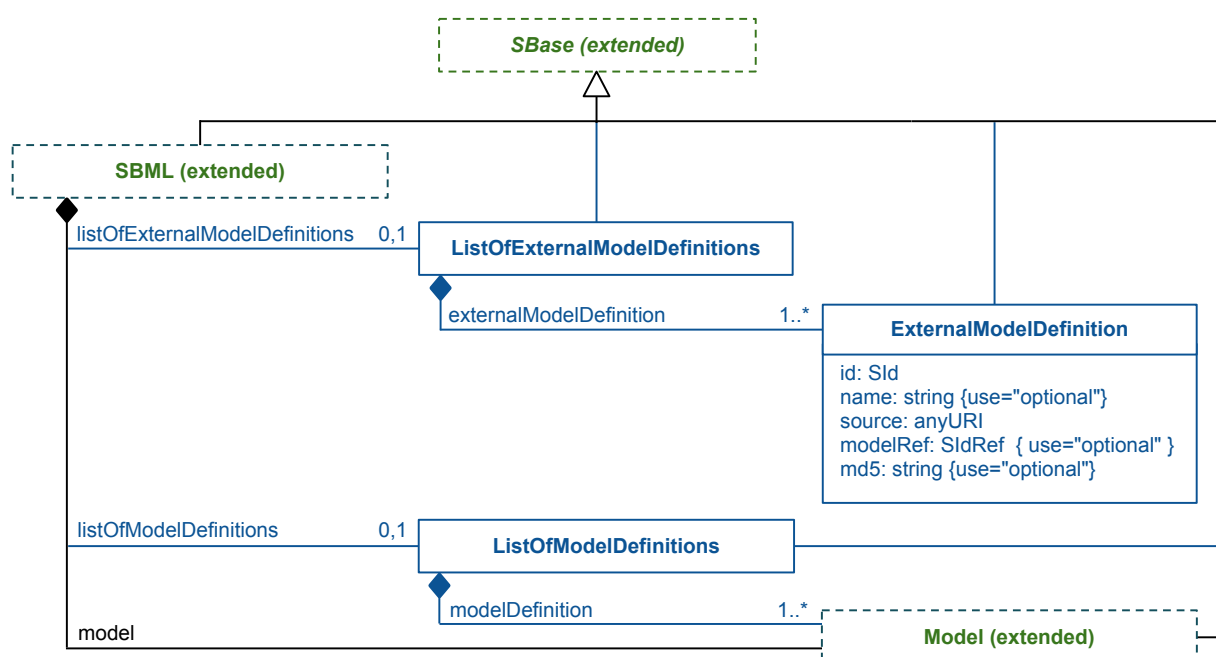


Figure 2: The definitions of the extended SBML class as well as the new classes `ListOfModelDefinitions`, `ListOfExternalModelDefinitions`, and `ExternalModelDefinition`. The extended `Model` class is defined in Section 3.4 on page 15.

```

<?xml version="1.0" encoding="UTF-8"?>
<sbml xmlns="http://www.sbml.org/sbml/level3/version1/core" level="3" version="1"
  xmlns:comp="http://www.sbml.org/sbml/level3/version1/comp/version1" comp:required="true">
  <model id="My_Model">
    <comp:listOfSubmodels>
      one or more <comp:submodel> ... </comp:submodel> elements } optional
    </comp:listOfSubmodels>
  </model>
  <comp:listOfModelDefinitions>
    one or more <comp:modelDefinition> ... </comp:modelDefinition> elements } optional
  </comp:listOfModelDefinitions>
  <comp:listOfExternalModelDefinitions>
    one or more <comp:externalModelDefinition> ... </comp:externalModelDefinition> elements } optional
  </comp:listOfExternalModelDefinitions>
</sbml>
  
```

Figure 3: Skeleton document containing the possible top-level constructs of the Hierarchical Model Composition package.

3.3.2 The ExternalModelDefinition class

To describe model definitions contained in external documents, the Hierarchical Model Composition package uses the object class **ExternalModelDefinition**, defined in [Figure 2 on the preceding page](#). In the sense being used here, **ExternalModelDefinition** objects are model definitions—in and of themselves, they are definitions of models but not *uses* of those models. The class provides a way to declare and identify them so that **Model** objects in the present SBML document can use them in **Submodel** objects.

ExternalModelDefinition contains two required attributes (**source** and **id**) and three optional attributes (**modelRef**, **md5** and **name**). These attributes are explained below.

The id and name attributes

The **id** attribute serves to provide a handle for the external model reference so that **Submodel** objects can refer to it. Crucially, it is *not* the identifier of the model being referenced; rather, it is an identifier for this **ExternalModelDefinition** object within the current SBML document. The **id** attribute takes a required value of type **SIId**, and must be used as described in [Section 3.9 on page 32](#).

ExternalModelDefinition also has an optional **name** attribute, of type **string**. The **name** attribute may be used in the same manner as other **name** attributes on SBML Level 3 Version 1 Core objects; see [Section 3.3.2 of the SBML Level 3 Version 1 Core specification](#) for more information.

The source attribute

The required attribute **source** is used to locate the SBML document containing an external model definition. The value of this attribute must be of type **anyURI** (see [Section 3.2.2 on page 11](#)). Since URIs may be either URLs, URNs, or relative or absolute file locations, this offers flexibility in referencing SBML documents. In all cases, the **source** attribute value must refer specifically to an SBML Level 3 Version 1 document; prior Levels/Versions of SBML are not supported by this package. The entire file at the given location is referenced. The **source** attribute must have a value for every **ExternalModelDefinition** instance.

The modelRef attribute

ExternalModelDefinition's optional attribute **modelRef**, of type **SIIdRef**, is used to identify a **Model** or **ExternalModelDefinition** object within the SBML document located at **source**. The object referenced may be the main model in the document, or it may be a model definition contained in the SBML document's **listOfModelDefinitions** or **listOfExternalModelDefinitions** lists. Loops are not allowed: it must be possible to follow a chain of **ExternalModelDefinition** objects to its end in a **Model** object.

In core SBML, the **id** on **Model** is an optional attribute, and therefore, it is possible that the **Model** object in a given SBML document does *not* have an identifier. In that case, there is no value to give to the **modelRef** attribute in **ExternalModelDefinition**. If **modelRef** does *not* have a value, then the main model (i.e., the **<model>** element within the **<sbml>** element) in the referenced file is interpreted as being the model referenced by this **ExternalModelDefinition** instance.

Here are some examples of different **source** and **modelRef** attribute values for different cases. Suppose we have a model with the identifier “glau” located in a file named “firefly.xml”. The following fragment defines an external model definition and gives it the identifier “m1”, the latter being valid for use within the containing SBML document:

```
<comp:listOfExternalModelDefinitions>
  <comp:externalModelDefinition comp:source="firefly.xml" comp:modelRef="glau" comp:id="m1"/>
</comp:listOfExternalModelDefinitions>
```

(In the above, we assume the XML namespace prefix “comp” has been assigned to the correct XML namespace URI for the Hierarchical Model Composition package, but we do not show that part of the SBML document here. [Section 3.1 on page 11](#) explains this in more detail.) On the other hand, suppose that we wanted to reference the model defined as model “BIOMD0000000002” in BioModels Database. Looking inside the text of that SBML

document, it becomes evident that the model identifier (its `id` value) is set to “`mod`”. Thus, using a URN to reference that model, we can write the following:

```
<comp:listOfExternalModelDefinitions>
  <comp:externalModelDefinition comp:id="m2" comp:modelRef="mod"
                                comp:source="urn:miriam:biomodels.db:BIOMD0000000002"/>
</comp:listOfExternalModelDefinitions>
```

Finally, we can imagine the situation where a model is made accessible from a location on the Internet, say via the HTTP protocol, but which has no defined `id` attribute for its `<model>` element. The following is a (fake) example:

```
<comp:listOfExternalModelDefinitions>
  <comp:externalModelDefinition comp:id="m3"
                                comp:source="http://www.cds.caltech.edu/~mhucka/sbmlmodel.xml"/>
</comp:listOfExternalModelDefinitions>
```

The `md5` attribute

The optional `md5` attribute takes a `string` value. If set, it must be an MD5 checksum value computed over the document referenced by `source`. This checksum can serve as a data integrity check over the contents of the `source`. Applications may use this to verify that the contents have not changed since the time that the `ExternalModelDefinition` reference was constructed. The procedure for using the `md5` attribute is described in Table 2.

Case	Procedure
Creating and writing an SBML document	<div>1. Compute the MD5 hash for the document located at <code>source</code>.</div> <div>2. Store the hash value as the value of the <code>md5</code> attribute.</div>
Reading an SBML document	<div>1. Read the value of the <code>md5</code> attribute.</div> <div>2. Read the document at the location indicated by the <code>source</code> attribute value.</div> <div>3. Compute the MD5 hash for the document.</div> <div>4. Compare the computed MD5 value to the value in the <code>md5</code> attribute. If they are identical, assume the document has not changed since the time the <code>ExternalModelDefinition</code> object was defined; if the values are different, assume that the document indicated by <code>source</code> has changed.</div>

Table 2: Procedures for using the `md5` attribute on `ExternalModelDefinition`.

Software tools encountering a difference in the MD5 checksums should warn their users that a discrepancy exists, because a difference in the documents may imply a difference in the mathematical interpretation of the models.

Note that the MD5 approach is not without limitations. An MD5 hash is typically expressed as a 32-digit hexadecimal number. If a difference arises in the checksum values, there is no way to determine the cause of the difference without an component-by-component comparison of the models. (Even a difference in annotations, which cannot affect a models’ mathematical interpretations, will result in a difference in the MD5 checksum values.) On the other hand, it is also not impossible that two different documents yield the *same* MD5 hash value (due to hash collision), although it is extremely unlikely in practice. In any event, the MD5 approach is intended as an optional, simple and fast data integrity check, and not a final answer.

3.4 The extended **Model** class

The extension of SBML Level 3 Version 1 Core’s **Model** class is relatively straightforward: the Hierarchical Composition Package adds two lists, one for holding submodels (`listOfSubmodels`, of class `ListOfSubmodels`), and the other for holding ports (`listOfPorts`, of class `ListOfPorts`). Figure 4 on the next page provides the UML diagram. The rest of this section defines the extended **Model** class and the **Port** class; the class **Submodel** is defined in Section 3.5 on page 17.

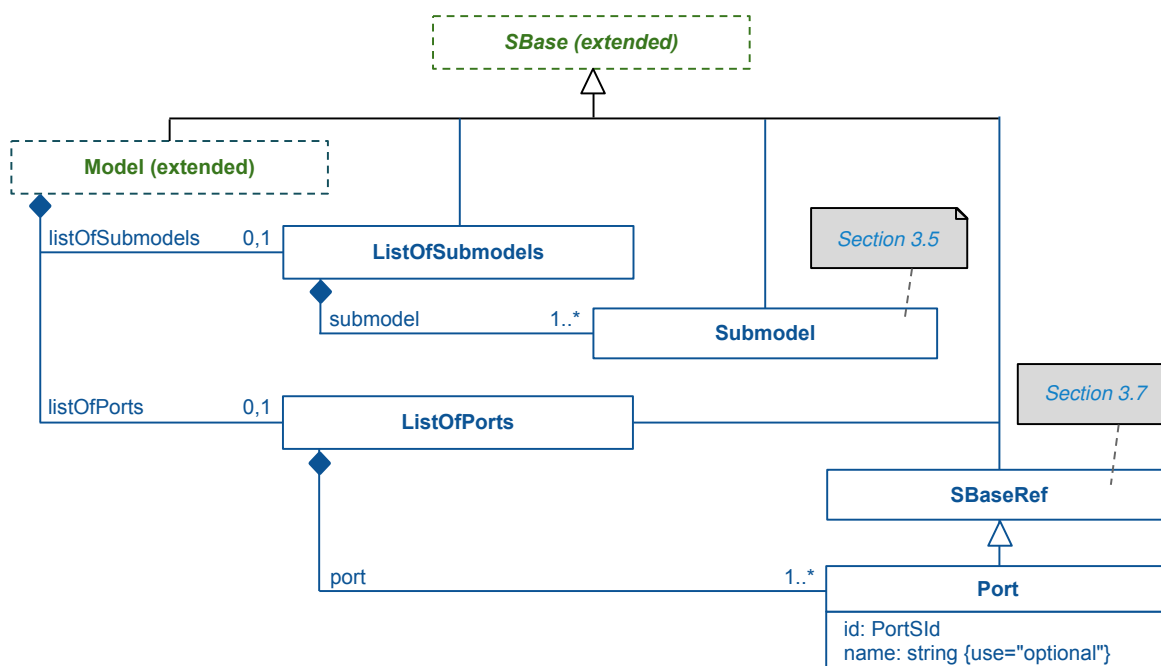


Figure 4: The extensions of the **Model** class and the definitions of the classes **Port**, **ListOfPorts**, and **ListOfSubmodels**. **Submodel** is defined in [Section 3.5 on the next page](#) and **SBaseRef** is defined in [Section 3.7 on page 26](#). In other respects, **Model** remains defined as in the SBML Level 3 Version 1 Core specification.

3.4.1 The list of submodels

The optional `listOfSubmodels` subcomponent in **Model** holds a **ListOfSubmodels** container object. If present, it must contain one or more **Submodel** objects (see [Section 3.5 on the next page](#)).

3.4.2 The list of ports

The optional `listOfPorts` subcomponent in **Model** holds a **ListOfPorts** container object. If present, it must contain one or more **Port** objects. Ports are described below.

3.4.3 The Port class

In Hierarchical Model Composition, the *port* concept allows a modeler to design a submodel such that other models interact with the submodel through designated interfaces. The intention is that a modeler can indicate explicitly the intended points of interaction between a given model and other models that include or otherwise interact with it. The **Port** class is defined in [Figure 4](#). It is derived from **SBaseRef**, a class whose definition we leave to [Section 3.7 on page 26](#); for now, it is worth mentioning that **SBaseRef** provides attributes `portRef`, `idRef`, `unitRef` and `metaIdRef`, and a recursive subcomponent, `sBaseRef`.

We say that a **Port** object instance *defines a port* for a component in a model. As will become clear in [Section 3.7 on page 26](#), the facilities of the **SBaseRef** parent class from which **Port** is derived are what provides the means for the component to be identified. For example, a port could be created by using the `metaIdRef` attribute to identify the object for which a given **Port** instance is the port; then the question “what does this port correspond to?” would be answered by the value of the `metaIdRef` attribute.

In the present formulation of the Hierarchical Model Composition package, the use of ports is not *enforced*, nor is there any mechanism to restrict which ports may be used in what ways—they are only an advisory construct. Future versions of this SBML package may provide additional functionality to support explicit restrictions on port use. For the present definition of Hierarchical Model Composition, users of models containing ports are encouraged to

respect the modeler's intention in defining ports, and use the port definitions to interact with components through their ports (when they have ports defined) rather than interact directly with the components.

If a port references an object from a namespace that is not understood by the interpreter, the interpreter must consider the port to be not understood as well. If an interpreter cannot tell whether the referenced object does not exist or if exists in an unparsed XML or SBML namespace, it may choose to display a warning to the user.

The id attribute

The required attribute **id** is used to give an identifier to a **Port** object so that other objects can refer to it. The attribute has type **PortSid** and is essentially identical to the SBML primitive type **Sid**, except that its namespace is limited to the identifiers of **Port** objects defined within a **Model** object. In parallel, the **PortSid** type has a companion type, **PortSidRef**, that corresponds to the SBML primitive type **SidRef**; the value space of **PortSidRef** is limited to **PortSid** values. (See also [Figure 7 on page 26](#).)

Note the implication of the separate namespaces of port identifiers (values of type **PortSid**) and other identifiers (values of **Sid** or **UnitSid**): since **PortSid** values are in their own namespace within the parent **Model**, it is possible for a **PortSid** value to be the same as some **Sid** value in the model, without causing an identifier collision.

The name attribute

The optional **name** attribute is provided on **Port** so that port definitions may be given human-readable names. Such names may be useful in situations where port names need to be displayed to modelers.

Additional restrictions on Port objects

Several additional restrictions exist on the use of ports. It will immediately become apparent that these restrictions are common-sense rules, but they are worth making explicit:

1. The model referenced by a **Port** object's **SBaseRef** constructs must be the **Model** object containing that **Port** object.
2. Each port in a model must refer to a unique component of that model; that is, no two **Port** objects in a **Model** object may both refer to the same model component.
3. No port in a model may refer to an element in a **Submodel** that has been deleted or replaced; that is, no single element in an instantiated submodel may be referenced by more than one **Port**, **ReplacedElement**, or **Deletion**.
4. A port cannot refer to any other port of the same **Model** object (including itself).

3.5 The Submodel class

Submodels are instantiations of models contained within other models. Submodel instances are expressed using objects of class **Submodel**, defined in [Figure 5 on the following page](#). Objects of this class represent submodels contained within **Model** objects, as depicted in [Figure 4 on the previous page](#).

A **Submodel** object must say which **Model** object it instantiates, and may additionally define how the **Model** object is to be modified before it is instantiated in the enclosing model. With respect to the latter capability, the Hierarchical Model Composition Package provides two possible types of direct modifications: conversion factors, and deletions. We describe these two mechanisms in more detail in the subsections below, but the following informal summary may serve as a useful guide to get a general sense for how they work:

- If numerical values in the referenced model must be changed in order to fit them into their new context as part of the submodel, the changes can be handled through conversion factors.
- If one or more structural features in the referenced model are undesirable and should be removed, the changes can be handled through deletions. (For example, an initial assignment or reaction may not be relevant in its new context and should be removed.)

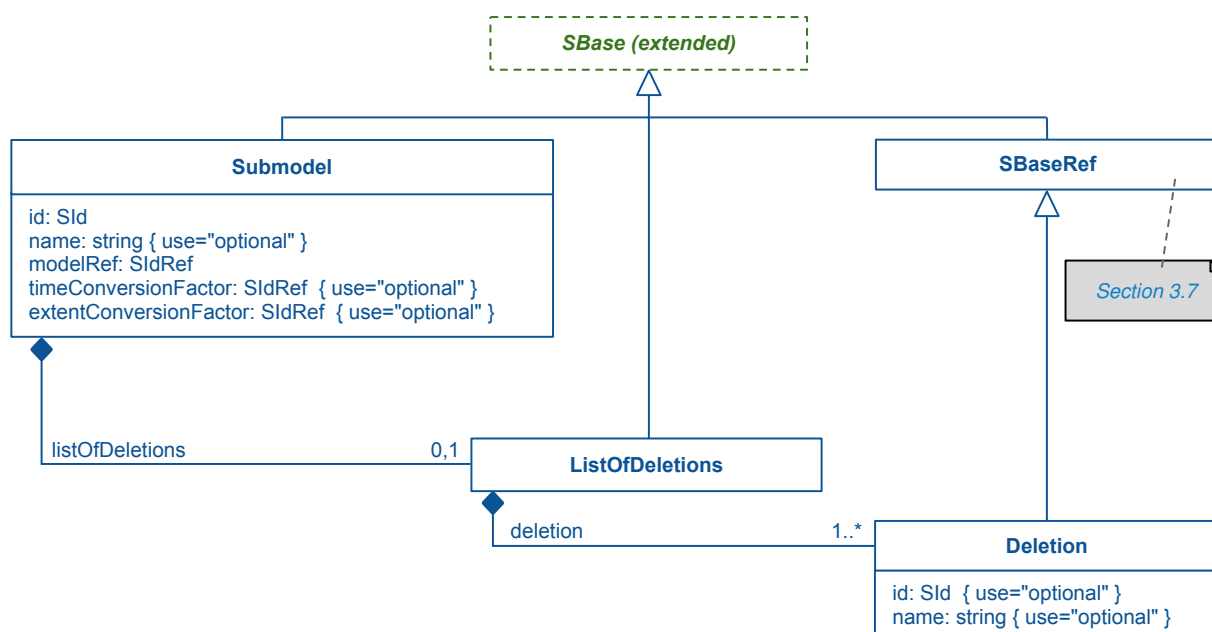


Figure 5: The definition of the **Submodel**, **Deletion** and **ListOfDeletions** classes.

3.5.1 The attributes of Submodel

Figure 5 shows that **Submodel** has several attributes, as well as a single subcomponent, **listOfDeletions**. We describe the attributes below, then turn to **listOfDeletions** in Section 3.5.2 and Section 3.5.3.

The **id** attribute

The **id** is a required attribute of type **SId** that gives an identifier to the **Submodel** instance. It is required so that other references may always have a means through which a parent model may refer to this submodel instance's elements (e.g., to link and replace them). The identifier has no mathematical meaning.

This identifier must follow the normal restrictions on SBML **SId** values for uniqueness within **Model** objects. In addition, the **id** value may not be referenced by SBML Level 3 Version 1 Core components in a model. For example, the identifier may not appear as the **<ci>** value in a mathematical formula of a component defined by SBML Level 3 Version 1 Core (e.g., rules, initial assignments, etc.). This restriction is necessary so that if a software package does not have support for the Hierarchical Model Composition package, it can ignore the package constructs and still end up with a syntactically valid (though perhaps diminished) SBML document.

The **name** attribute

The optional **name** attribute is provided on **Submodel** so that submodel definitions may be given human-readable names. Such names may be useful in situations when submodel names are displayed to modelers.

The **modelRef** attribute

The whole purpose of a **Submodel** object is to instantiate a model definition, which is to say, either a **Model** object defined in the same enclosing SBML document, or a model defined in an external SBML document. The **modelRef** attribute is the means by which that model is identified. This required attribute of type **SIdRef**, must refer to the identifier of a **Model** or **ExternalModelDefinition** object within the enclosing SBML document (i.e., in the model namespace of the document).

It is perfectly legitimate for the model referenced by **modelRef** to have its own submodels. The composite model defined in that case is simply the composed model that results from following the chain of inclusions. However, there is one restriction: loops are not allowed. In other words, a referenced model may not refer to its parent model, nor may it refer to a model which in turn instantiates its parent model, etc.

It is legal for the model referenced by **modelRef** to refer to the **<model>** child of the enclosing SBML document, i.e., the main **Model** object in the **SBML** object where it is itself located. In that situation, the document contains a model definition that itself contains (and perhaps modifies) the model it presents to the world as the main or top-level model in the document. A possible use for this might be to define a common scenario in the main model, then create alternate scenarios with different initial conditions or parameter sets using the list of model definitions (Figure 2 on page 13) in the **SBML** object.

Because the model namespace is defined per SBML document, it is possible to define and include a new model namespace by creating a new document and then importing one or more of those models using the **ExternalModelDefinition** class. Section 3.9 on page 32 discusses the important topic of identifier scoping.

The **timeConversionFactor** attribute

The optional **timeConversionFactor** attribute is provided to allow references and assumptions about the scale of time in the **Submodel** to be converted to the scale of time in the containing model. It has the type **SIdRef**, and, if set, must be the identifier of a **Parameter** object in the parent **Model** object. The units of that **Parameter** object, if present, should reduce to being dimensionless, and the **Parameter** must be constant.

The value of the time conversion factor should be defined such that a single unit of time in the **Submodel** multiplied by the time conversion factor should equal a single unit of time in the parent model. All references to time in the **Submodel** should be modified accordingly before being used mathematically in conjunction with the parent **Model**. The entire list of such SBML Level 3 Version 1 Core conversions is listed in Table 4 on page 30, and includes the **csymbol** elements for *time* and *delay* defined in SBML, as well as **Delay**, **RateRule**, and **KineticLaw** elements. See Section 3.8 on page 29 for more details.

If the **Submodel** itself references a **Model** with its own **Submodel** element, references to time within the second **Submodel** must also be modified according to the **timeConversionFactor** attribute. The effect is multiplicative: if the second **Submodel** had its own **timeConversionFactor**, references to time within the second **Submodel** would then be converted according to the two **timeConversionFactor** elements multiplied together.

The **extentConversionFactor** attribute

The optional **extentConversionFactor** attribute is provided to allow references and assumptions about the scale of a model's reaction extent to be converted to the scale of the containing model. It has the type **SIdRef**, and, if set, must be the identifier of a **Parameter** object in the parent **Model** object. The units of that **Parameter** object, if present, should reduce to being dimensionless, and the **Parameter** must be constant.

The value of the reaction extent conversion factor should be defined such that a single unit of extent in the **Submodel** multiplied by the extent conversion factor should equal a single unit of extent in the parent model. In SBML Level 3 Version 1 Core, this only includes **KineticLaw** elements, but would also apply to any mathematical reference to extent in a package. See Section 3.8 on page 29 for more details.

If the **Submodel** itself references a **Model** with its own **Submodel** element, references to reaction extent within the second **Submodel** must also be modified according to the **extentConversionFactor** attribute. The effect is multiplicative: if the second **Submodel** has its own **extentConversionFactor**, references to extent within the second **Submodel** must be converted according to the two **extentConversionFactor** elements multiplied together.

3.5.2 The list of deletions

The **listOfDeletions** subcomponent on **Submodel** holds an optional **ListOfDeletions** container which, if present, must contain one or more **Deletion** objects. This list specifies objects to be removed from the submodel when composing the overall model. (The "removal" is mathematical and conceptual, not physical.)

3.5.3 The Deletion class

The **Deletion** object class is used to define a *deletion* operation to be applied when a submodel instantiates a model definition. Deletions may be useful in hierarchical model composition scenarios for various reasons. For example, some components in a submodel may be redundant in the composed model, perhaps because the same features are implemented in a different way in the new model.

Deletions function as follows. When the **Model** to which the **Submodel** object refers (via the `modelRef` attribute) is read and processed for inclusion into the composed model, each **Deletion** object identifies an object to “remove” from that **Model** instance. The resulting submodel instance consists of everything in the **Model** object instance *minus* the entities referenced by the list of **Deletion** objects. We discuss the implications of deletions further below.

The definition of the **Deletion** object class is shown in Figure 5 on page 18. It is subclassed from **SBaseRef**, described in detail in Section 3.7 on page 26, and reuses all the machinery provided by **SBaseRef**. In addition, it defines two optional attributes, `id` and `name`.

The id and name attributes

The optional attribute `id` on **Deletion** can be used to give an identifier to a given deletion operation. The identifier has no mathematical meaning, but it may be useful for creating submodels that can be manipulated more directly by other submodels. (Indeed, it is legitimate for an enclosing model definition to delete a deletion!)

The optional `name` attribute is provided on **Deletion** for the same reason it is provided on other elements that have identifiers; viz., to provide for the possibility of giving a human-readable name to the object. The name may be useful in situations when deletions are displayed to modelers.

Implications of a deletion

As might be expected, deletions can have wide-ranging implications, especially when the object deleted has substantial substructure, as in the case of reactions. The following are rules regarding deletions and their effects.

1. An object that has been “deleted” is considered inaccessible. Any element that has been deleted (or replaced, as discussed in Section 3.6) may not be referenced by an **SBaseRef** object.
2. If the deleted object has child objects and other structures, the child objects and substructure are also considered to be deleted.
3. It is not an error to delete explicitly an object that is already deleted by implication (for example as a result of point number 2 above). The resulting model is the same.
4. If the deleted object is from an SBML namespace that is not understood by the interpreter, the deletion must be ignored—the object will not need to be deleted, as the interpreter could not understand the package. If an interpreter cannot tell whether a referenced object does not exist or if exists in an unparsed namespace it may produce a warning.

3.6 Replacements

The model definition, submodel and port constructs defined so far allow a modeler to identify and aggregate models, as well as to delete features from model definitions before the definitions are used to create a final, composed model. In this section, we turn to two final capabilities needed for effective model composition: linking and substituting components. Both are implemented as *replacements*, which are the glue used to connect submodels together with each other and with a containing model.

Replacements are implemented by extending the SBML Level 3 Version 1 Core **SBase** class as shown in Figure 6 on the next page. This extension provides the means to define replacements in two directions: either the current object replaces one or more others, or the current object is itself replaced by another. These two possibilities are captured by the `listOfReplacedElements` and `replacedBy` subcomponents shown in Figure 6.

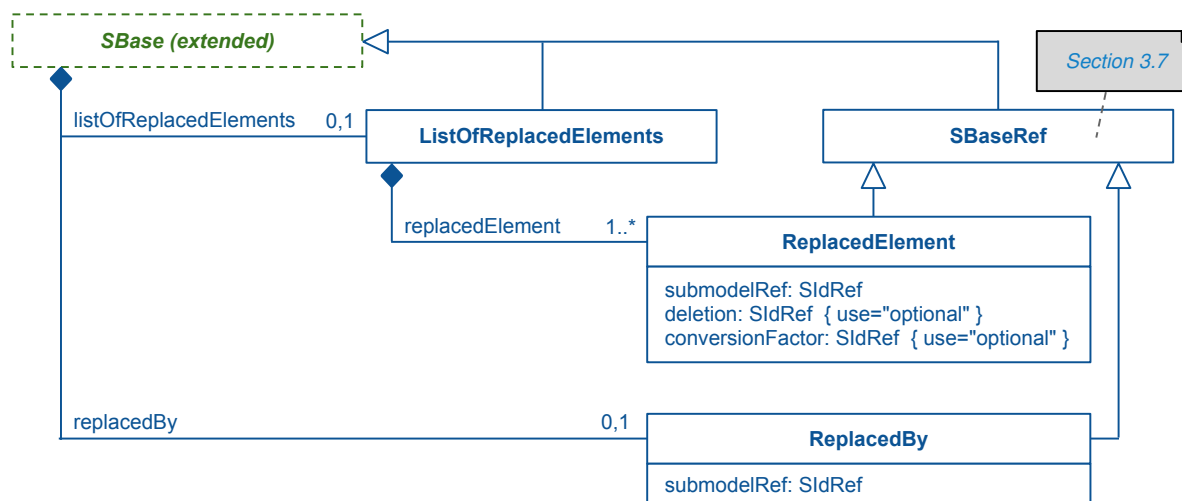


Figure 6: The extension of **SBase** and the definition of the **ListOfReplacedElements** and **ReplacedElement** classes. The **SBaseRef** class is defined in [Section 3.7](#) on page 26.

SBase in SBML is the abstract base class of all other SBML object classes; consequently, the extension of **SBase** means all SBML objects gain the ability to define how they replace (or are replaced by) components in submodels. Replacements are a general mechanism that serve multiple purposes. At their most basic, they allow a model builder to make a statement of the form “entity *W* in this model replaces entity *X* in submodel *Y*”. In the final composed model, all references to *X* in *Y* are replaced with references to *W*. The same approach is used as the mechanism for linking or gluing entities from different models together. Thus, to connect entity *X* and some other entity *Z* located in another submodel, a model could create an entity *W* in the containing model, replacing both *X* and *Z*. Entity *W* will then act as an intermediary at the level of the containing model, and all references to both *X* and *Z* would now point to *W*. Alternatively, to designate *X* as the replacement for *Z*, entity *W* could be created with a child **ReplacedElement** element pointing to *Z*, and a child **ReplacedBy** element pointing to *X*. In this case, all references to *W* and *Z* would now point to *X*.

3.6.1 The list of replaced elements

Figure 6 shows that the extension of **SBase** by the Hierarchical Model Composition package adds an optional **listOfReplacedElements** subcomponent for holding a **ListOfReplacedElements** container object. If present, it must contain at least one **ReplacedElement** object ([Section 3.6.2](#)).

3.6.2 The ReplacedElement class

A **ReplacedElement** object is essentially a pointer to a submodel object that should be considered “replaced”. The object *holding* the **ReplacedElement** instance is the one *doing the replacing*; the object pointed to by the **ReplacedElement** object is the *object being replaced*.

A replacement implies that dependencies involving the replaced object must be updated: all references to the replaced object elsewhere in the model are taken to refer to the replacement object instead. For example, if one species replaces another, then any reference to the original species in mathematical formulas, or lists of reactants or products or modifiers in reactions, or initial assignments, or any other SBML construct, are taken to refer to the replacement species (with its value possibly modified by either this object’s **conversionFactor** attribute or the relevant submodel’s conversion factors—see [Section 3.8](#) on page 29). Moreover, any annotations that refer to the replaced species’ **metaid** value must be made to refer to the replacement species’ **metaid** value instead; and anything else that referred either to an object identifier (i.e., attributes such as the **id** attribute whose types inherit from the **SId** primitive data type) or the meta identifier (i.e., the **metaid** attribute or any other attribute that inherits from the **ID** primitive data type) must be made to refer to the replacement species object instead.

In summary, in a SBML Level 3 Version 1 Core model making use of Hierarchical Model Composition, defining a **ReplacedElement** object has the following effects:

1. The replaced element is considered to be removed from the model.
2. Attributes having values of type **SIdRef** that refer to the replaced element are considered to refer to the replacement element instead.
3. Attributes having values of type **UnitSIdRef** that refer to the replaced unit are considered to refer to the replacement element instead.
4. Within mathematical formulas, MathML **<cn>** elements that refer to a replaced element are considered to refer to the replacement element instead.
5. Annotations with attributes having values of type **IDREF** that refer to the meta identifier of replaced elements are considered to refer to the replacement element. In particular, this rule applies to the **rdf:about** attribute.

For other SBML Level 3 packages that extend SBML Level 3 Version 1 Core, similar rules apply:

1. New attributes having values of type **SIdRef**, **UnitSIdRef** or **IDREF** that refer to the replaced element are now considered to point to the replacement element.
2. New attributes having values of a type defined in the package specification as being derived from the **SIdRef** or **IDREF** primitive data type, and that referred to the replaced element, are now considered to refer to the replacement element. This includes, for example, attributes of type **SpIdRef**, defined in the proposed Spatial Processes specification (April 2011).

It is worth noting that local parameters (inside **Reaction** objects) pose an interesting edge case for these rules. In order to determine which element is pointed to by a **<cn>** element within the **<math>** element of a **KineticLaw** object, it is necessary to examine the local parameters of that kinetic law's parent **Reaction** object. Whether the **<cn>** element is considered to point to something new, then, depends on whether it pointed to the local parameter and whether that local parameter was replaced, even if the text of the element matched the **SId** value of another element in the model. Note that local parameters may only effectively be replaced by global parameters, since references to its **SId** are only valid from within the **Reaction** element to which it belongs.

If a **ReplacedElement** object references an object from a namespace that is not understood by the interpreter, the replaced element must be ignored—the object will not exist to need to be replaced, as the interpreter could not understand the package. If an interpreter cannot tell whether a referenced object does not exist or if exists in an unparsed namespace, it may choose to produce a warning.

The **ReplacedElement** object class inherits from **SBaseRef** and adds three attributes: one required (**submodelRef**) and two optional (**deletion** and **conversionFactor**), as described below.

Attributes inherited from SBaseRef

The **ReplacedElement** class, being derived from **SBaseRef**, inherits all of that class's attributes and its one subelement. This means that **ReplacedElement** has the **portRef**, **idRef**, **unitRef** and **metaIdRef** attributes, as well as the subcomponent **sBaseRef** and the recursive structure that it implies.

It is the properties of **SBaseRef** that allow a **ReplacedElement** object to refer to what is being replaced. For example, if the object being replaced has a port identifying it, the instance of **ReplacedElement** would have its **portRef** attribute value set to the identifier of the **Port** pointing to the object being replaced. If there is no corresponding port for the object being replaced, but the object has a regular identifier (typically an attribute named **id**), then the **ReplacedElement** object would set **idRef** instead. If there is no identifier, the replacement would use the next available option defined by **SBaseRef**, and so on. Section 3.7 on page 26 describes the alternatives in more detail.

The submodelRef attribute

The required attribute `submodelRef` takes a value of type `SIIDRef`. This value must be the identifier of a **Submodel** object in the containing model. The **Model** object referenced by the **Submodel** object establishes the object namespaces for the `portRef`, `idRef`, `unitRef` and `metaIdRef` attributes: only objects within the **Model** object may be referenced by those attributes.

The deletion attribute

The optional attribute `deletion` takes a value of type `SIIDRef`. The value must be the identifier of a **Deletion** object in the parent **Model** of the **ReplacedElement** (i.e., the value of some **Deletion** object's `id` attribute). When `deletion` is set, it means the **ReplacedElement** object is actually an annotation to indicate that the replacement object replaces something *deleted* from a submodel. The use of the `deletion` attribute overrides the use of the attributes inherited from **SBaseRef**: instead of using, e.g., `portRef` or `idRef`, the **ReplacedElement** instance sets `deletion` to the identifier of the **Deletion** object. In addition, the referenced **Deletion** must be a child of the **Submodel** referenced by the `submodelRef` attribute.

The use of **ReplacedElement** objects to refer to deletions has no effect on the composition of models or the mathematical properties of the result. It serves instead to help record the decision-making process that lead to a given model. It can be particularly useful for visualization purposes, as well as to serve as scaffolding where other types of annotations can be added using the normal **Annotation** subcomponents available on all **SBase** objects in SBML.

The conversionFactor attribute

The **ReplacedElement** class's `conversionFactor` attribute, if present, defines how to transform or rescale the replaced object's value so that it is appropriate for the new contexts in which the object appears. This attribute takes a value of type `SIIDRef`, and the value must refer to a **Parameter** object instance defined in the model. This parameter then acts as a conversion factor.

The value of the conversion factor should be defined such that a single unit of the replaced element multiplied by the conversion factor should equal a single unit of the replacement element, and the units of the conversion factor should be commensurate with that transformation. The referenced **Parameter** may be non-constant, particularly if a **Species** is replaced by a **Species** with a different `hasOnlySubstanceUnits` attribute value, thus changing amount to concentration, or visa versa.

It is invalid to use a `conversionFactor` attribute and a `deletion` attribute at the same time: if something is being deleted, there is no way to convert it, since references to it are no longer valid.

It is likewise only legal to use a `conversionFactor` attribute on a **ReplacedElement** that points to an element with mathematical meaning. For SBML Level 3 Version 1 Core, this means **Compartment**, **Parameter**, **Reaction**, **Species**, and **SpeciesReference** elements. Elements defined in other packages may or may not have mathematical meaning, depending on their specifications.

If the referenced element itself contains a **ReplacedElement** or **ReplacedBy** child, references to the elements to which they refer must also be modified according to the `conversionFactor` attribute. The effect is multiplicative: if the inner **ReplacedElement** had its own `conversionFactor`, references to those doubly-replaced elements would then be converted according to the two `conversionFactor` elements multiplied together.

3.6.3 The replacedBy subcomponent

The extension of **SBase** defined in Figure 6 on page 21 introduces a new optional subcomponent, `replacedBy`. Its value, if present on a given **SBase**-derived object, must be a single object of the **ReplacedBy** class, described below.

3.6.4 The ReplacedBy class

Whereas a **ReplacedElement** object indicates that the containing object replaces another, a **ReplacedBy** object indicates the converse: the parent object is to be replaced by another object. As is the case with **ReplacedElement**,

the **ReplacedBy** class inherits from **SBaseRef**. It adds one required attribute (**submodelRef**).

The **ReplacedBy** class is the only **SBaseRef**-derived class with a restriction on references to elements from other namespaces, because the referenced element must be discoverable by an interpreter that only knows enough about packages to read this element. This means that a core element may not have a **ReplacedBy** child that points to an element in a package namespace, because an interpreter might not understand that namespace, and attempt to read and manipulate this file. Similarly, an element defined in one package's namespace may not have a **ReplacedBy** child that points to an element defined in an unrelated package's namespace. It is fine for an element defined in one package's namespace to have a **ReplacedBy** child which points to an SBML Level 3 Version 1 Core element, since to understand the package, one must understand SBML Level 3 Core.

Note that the **ReplacedBy** class does not have a **conversionFactor** attribute. This is because the modeler already knows the units and scale of the object being pointed to, and can write the model such that references to that object are scaled appropriately. Note that if the target of a **ReplacedBy** element is a **Reaction**, it may be scaled by the **timeConversionFactor** and **extentConversionFactor** attributes on the **Submodel** it is a member of, so references to the object in the containing model should take that into account.

Overall, the same things apply to elements referenced in a **ReplacedBy** construct as happen to the elements referenced in a **ReplacedElement** construct. The same things are true as are listed in Section 3.6.2 on page 21, with the difference that the 'replaced element' is the parent of the **ReplacedBy** element, and the 'replacement element' is the element referenced by the **ReplacedBy** element.

Attributes inherited from **SBaseRef**

The **ReplacedBy** class, being derived from **SBaseRef**, inherits the latter class's attributes **portRef**, **idRef**, **unitRef** and **metaIdRef**, as well as the subcomponent **sBaseRef** and the recursive structure that it implies.

The **submodelRef** attribute

The required attribute **submodelRef** takes a value of type **SIdRef**, which must be the identifier of a **Submodel** object in the containing model. This attribute is analogous to the corresponding attribute on **ReplacedElement**; that is, the model referenced by the **Submodel** object establishes the object namespaces for the **portRef**, **idRef**, **unitRef** and **metaIdRef** attributes: only objects within the **Model** object may be referenced by those attributes.

3.6.5 Additional requirements and implications

Replacements are a powerful mechanism and carry significant implications. We list some crucial ones below:

1. *Types must be maintained.* With only one exception, replacements must be defined such that the class of the replacement element is the same as the class of the replaced element. This means that a **Species** may only be replaced by **Species**, a **Reaction** with a **Reaction**, etc. An element of a derived class may replace an object of its base class, but not the reverse. No such elements exist in SBML Level 3 Version 1 Core, but the possibility exists for this to happen in a package definition. The *sole exception* to this rule for Core elements is that **Parameter** objects may be replaced by an element with mathematical meaning: a **Compartment**, **Reaction**, **Species**, or **SpeciesReference** in Core, or any class defined as having mathematical meaning in a package definition. The reverse is not true: **Compartment**, **Reaction**, **Species**, or **SpeciesReference** elements may not be replaced by a **Parameter**. A package that wishes to define a new exception to this rule may do so in its own specification if it explicitly lists what element may replace an element of a different class, and whether the reverse is legal.
2. *Identifiers must be conserved.* If a replaced element defines one or more attributes of type **SId** or XML ID (or their derivatives, such as **UnitSId**), the replacement element must also define those attributes. This ensures that any reference to the replaced element can be updated with a reference to the replacement element.
3. *Replacements must be unique.* Any single SBML object may only appear in exactly one **ReplacedElement**, **Port**, or **Deletion** object; one *set* of **ReplacedBy** objects, or be the parent of a **ReplacedBy** object. In other words, a single object may be directly replaced, deleted, turned into a port, or replace one or more other objects,

but may not do more than one of those things at a time. Otherwise, it would lead to ambiguities (e.g., in old references to the entities being replaced). A **ReplacedElement** object referring to a **Deletion** is the only exception to this rule, and may be listed in more than one **ListOfReplacedElements**.

4. *Units should stay the same.* Any element with defined units should only be replaced by elements with the same defined units if no **conversionFactor** is defined. If a **conversionFactor** is defined, a single unit of the replaced element multiplied by the conversion factor should equal a single unit of the replacement element.
5. *Subcomponents of replaced and deleted objects become inaccessible.* An important and far-reaching consequence of replacements is that if the object being replaced contains other objects, then *those other objects are considered deleted*. For example, replacing a **Reaction** or an **Event** object means all of the substructure of those entities in a model are deleted, and references to the identifiers of those deleted entities are made invalid. (This has implications for such things as **SpeciesReference** identifiers that may be used in a model outside of the **Reaction** objects where they are defined.)

This scheme does not provide for direct “horizontal replacements” involving only subelements. An example of this is when a species in one submodel is the conceptual replacement for a second species in a second submodel. Despite the lack of a direct mechanism for horizontal replacements, they can still be achieved by creating an intermediate object in the containing model and linking it to the other objects via replacements.

Note that the only functional difference between an element being replaced vs. that element being deleted is that in the former case, references to it are redirected, and in the latter case, references to it are considered invalid. Therefore, an element that has no identifiers or no references may be replaced or deleted, with no functional difference between the two approaches.

3.6.6 Implications for replacements and deletions of subobjects

Replacing and deleting objects is fairly intuitive for ‘top-level’ SBML objects: if a **Species** is replaced, you now have the new species instead; if a **Reaction** is deleted, it no longer affects the **Species** it used to affect.

However, for elements such as a **KineticLaw** or **SpeciesReference** that exist as children of other SBML objects, while the rules are identical to the rules for replacing and deleting anything else, the implications are slightly different: when an element is replaced or deleted, it is considered to have been removed from the model entirely, and its parent therefore no longer contains it. Its former parent has no explicit relationship (except through IdRefs) with any replacement object that may have been defined.

If the parent is:	And the child is:	The result is:
Deleted	Deleted	Both the parent and child are removed from the model. Any references to either object are invalid and must be removed.
Deleted	Replaced	Both the parent and child are removed from the model. Any references to the child object are now considered to refer to its replacement object. Any references to the parent object are invalid and must be removed.
Replaced	Deleted	Both the parent and child are removed from the model. Any references to the parent object are now considered to refer to its replacement object. Any references to the child object are invalid and must be removed.
Replaced	Replaced	Both the parent and child are removed from the model. References to the parent object are now considered to refer to the parent's replacement, and any references to the child object are now considered to refer to the child's replacement.

Table 3: The effects of deletions and replacements on nested objects.

It would be unusual, but possible, for this to represent an actual modeling scenario. For example, a **SpeciesReference** that referred to a ubiquitous small molecule could be removed if the new model was a simplified version that no longer needed the explicit reference. A **Reaction's KineticLaw** might be removed if the model was going to be newly used in a Flux Balance context, where kinetic laws are inferred instead of being explicit.

It is perhaps a more likely scenario that if something is replaced, a subcomponent of the replaced item also be replaced by a parallel subcomponent of the replacement item. In this case, both the parent and the child are considered to be removed from the original model, and any references to the replaced parent are now considered to point to the replacement parent, and any references to the replaced child are considered to point to the replacement child. This can have an actual effect in the case where the stoichiometry of a reaction (the mathematical meaning of a **SpeciesReference**) is being set or being used by some other construct such as an **InitialAssignment**. The full list of implications for replacing nested objects is listed in Section 3.6.5 on the preceding page.

3.7 The **SBaseRef** class

Defining ports, deletions, and replacements requires a way to refer to specific components within enclosed models or even within external models located in other files. The machinery for constructing such references is embodied in the **SBaseRef** class. This class is the parent class of the **Port**, **Deletion**, **ReplacedElement** and **ReplacedBy** classes described in previous sections.

Figure 7 shows the definition of **SBaseRef**. This class includes several attributes used to implement alternative approaches to referencing a particular component, and it also has a recursive structure, providing the ability to refer to elements buried within (say) a sub-submodel configuration.

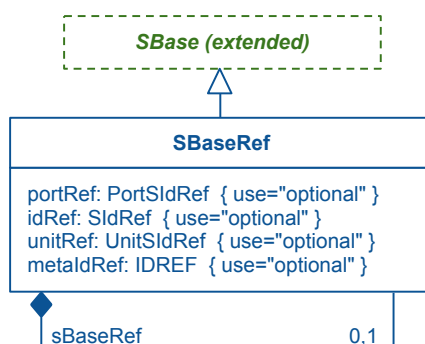


Figure 7: The extensions of the **SBaseRef** class. The four attributes **portRef**, **idRef**, **unitRef** and **metaIdRef** are mutually exclusive; only one can have a value in a given object instance. The recursive structure also allows referencing entities in submodels of submodels, to arbitrary depths, as described in the text.

3.7.1 The attributes of **SBaseRef**

The four different attributes on **SBaseRef** are mutually exclusive: only one of the attributes can have a value at any given time, and exactly one must have a value in a given **SBaseRef** object instance. (Note that this is true of the basic **SBaseRef** class; however, derived classes such as **ReplacedElement** may add additional attributes and extend or override the basic attributes and mechanisms.)

All of the attributes face the following common namespace issue. As discussed in more detail in Section 3.9 on page 32, attributes of type **SId**, **UnitSId**, and **PortSId** need only be unique on a per-**Model** basis. This means that an interpreter of the SBML document must be able to determine the model to which **idRef**, **unitRef**, and **portRef** attributes refer. In addition, even though **ID** values are unique on per-document level, the same SBML element may be instantiated in multiple submodels, in any number of **Model** objects, and therefore the **metaIdRef** attribute must also know to which **Model** instantiation it is referring. Just exactly how this is done is something that is left up

to the classes that subclass **SBaseRef**. The sections that describe **Port**, **Deletion**, **ReplacedElement** and **ReplacedBy** describe the approach taken in each case.

Separately, readers may wonder why so many different alternatives are necessary. The reason is that in a given scenario, the referenced model may be located in an external file beyond the direct control of the modeler, and so the preferred methods of referencing the subobjects may not be available. **SBaseRef** provides multiple alternatives so that a variety of modeling scenarios can be supported.

It is also worth noting that classes derived from **SBaseRef** may point to elements from other SBML Level 3 packages. For example, a package may define a new **SBase**-derived class which will inherit the **metaId** attribute. These **metaIds** may be referenced by the **SBaseRef metaIdRef** attribute. Another possibility is that the Level 3 package defines a class having an attribute of the type **SId** or **UnitSId**. In that case, those elements may be referenced with the **idRef** or **unitRef** attributes, respectively. A final possibility is that the package defines a class with a child element from the SBML Level 3 Version 1 Core specification (as the Hierarchical Model Composition package does with Core **Model** objects that are children of the **ListOfModelDefinitions** class). In that case, that child element may be referenced by any of its identifiers as if it was in its normal location in SBML Level 3 Version 1 Core.

Because referencing elements in other namespaces is allowed, all classes that inherit from **SBaseRef** must declare what to do when the referenced element is part of a namespace that the current interpreter does not understand, and if there are any additional restrictions on referencing other namespaces. Any **SBaseRef** objects that are not derived classes defer to their **SBaseRef**-derived parent for any such restrictions and rules.

The portRef attribute

The optional attribute **portRef** takes a value of type **PortSIdRef**. As its name implies, this attribute is used to refer to a port identifier, in the case when the reference being constructed with the **SBaseRef** is intended to refer to a port on a submodel. The namespace of the **PortSIdRef** value is the set of identifiers of type **PortSId** defined in the submodel, not the parent model.

The idRef attribute

The optional attribute **idRef** takes a value of type **SIdRef**. As its name implies, this attribute is used to refer to a regular identifier (i.e., the value of an **id** attribute on some other object), in the case when the reference being constructed with the **SBaseRef** is intended to refer to an object that does not have a port identifier. The namespace of the **SIdRef** value is the set of identifiers of type **SId** defined in the submodel, not the parent model.

The unitRef attribute

The optional attribute **unitRef** takes a value of type **UnitSIdRef**. This attribute is used to refer to the identifier of a **UnitDefinition** object. The namespace of the **UnitSIdRef** value is the set of unit identifiers defined in the submodel, not the parent model.

Note that even though this attribute is of type **UnitSIdRef**, the reserved unit identifiers that are defined by SBML Level 3 (see Section 3.1.10 of the SBML Level 3 Version 1 Core specification) are *not* permitted as values of **unitRef**. Reserved unit identifiers may not be replaced or deleted.

The metaIdRef attribute

The optional attribute **metaIdRef** takes a value of type **IDREF**. This attribute is used to refer to a **metaid** attribute value on some other object, in the case when the reference being constructed with the **SBaseRef** is intended to refer to an object that does not have a port identifier. The namespace of the **metaIdRef** value is the entire document in which the referenced model resides, but must refer to a subelement of the referenced model. Since meta identifiers are optional attributes of **SBase**, all SBML objects have the potential to have a meta identifier value.

3.7.2 Recursive **SBaseRef** structures

An **SBaseRef** object may have up to one subcomponent named **sBaseRef**, of type **SBaseRef** (see Figure 7 on page 26). This permits recursive structures to be constructed so that objects inside submodels can be referenced.

The form of such recursive references must be as follows. The highest-level **SBaseRef** object of such a chain (which will necessarily be an object of class **Port**, **Deletion**, **ReplacedElement** or **ReplacedBy**, because they are the only classes derived from the class **SBaseRef**) must refer to a **Submodel** object in the containing model. All child **SBaseRef** objects in the chain must refer to components inside the **Model** instance to which the **Submodel** refers.

The following example may help clarify this. Suppose that we want to delete an object with the identifier “p1” inside the **Submodel** object identified as “sub_m1”. Figure 5 on page 18 shows that **Deletion** objects are placed inside a **ListOfDeletions** within a **Submodel**. The following XML fragment illustrates how the constructs will look:

```
<submodel id="sub_m1" modelRef="m1">
  <listOfDeletions>
    <deletion idRef="p1" />
  </listOfDeletions>
</submodel>
```

Suppose instead that the submodel “m1” from the previous example is actually nested inside another submodel “m2”. Then, we would have the following:

```
<listOfModelDefinitions>
  <modelDefinition id="m1">
    <listOfParameters>
      <parameter id="p1" value="3"/>
    </listOfParameters>
  </modelDefinition>
  <modelDefinition id="m2">
    <listOfSubmodels>
      <submodel id="sub_m1" modelRef="m1"/>
    </listOfSubmodels>
  </modelDefinition>
  <modelDefinition id="m3">
    <listOfSubmodels>
      <submodel id="sub_m2" modelRef="m2">
        <listOfDeletions>
          <deletion idRef="sub_m1">
            <sBaseRef idRef="p1" />
          </deletion>
        </listOfDeletions>
      </submodel>
    </listOfSubmodels>
  </modelDefinition>
</listOfModelDefinitions>
```

Finally, what if we needed to go further down into nested submodels? The following example illustrates this:

```
<listOfModelDefinitions>
  <modelDefinition id="m1" name="m1">
    <listOfParameters>
      <parameter id="p1" value="3" constant="true"/>
    </listOfParameters>
  </modelDefinition>
  <modelDefinition id="m2" name="m2">
    <listOfSubmodels>
      <submodel id="sub_m1" modelRef="m1"/>
    </listOfSubmodels>
  </modelDefinition>
  <modelDefinition id="m3" name="m3">
    <listOfSubmodels>
      <submodel id="sub_m2" modelRef="m2"/>
    </listOfSubmodels>
  </modelDefinition>
</listOfModelDefinitions>
```

```

</listOfSubmodels>
</modelDefinition>
<modelDefinition id="m4" name="m4">
  <listOfSubmodels>
    <submodel id="sub_m3" modelRef="m3">
      <listOfDeletions>
        <deletion idRef="sub_m2">
          <sBaseRef idRef="sub_m1">
            <sBaseRef idRef="p1"/>
          </sBaseRef>
        </deletion>
      </listOfDeletions>
    </submodel>
  </listOfSubmodels>
</modelDefinition>
</listOfModelDefinitions>

```

Although this use of nested **SBaseRef** objects allows a model to refer to components buried inside submodels, it is considered inelegant model design. It is better to promote any element in a submodel to a local element if it can be predicted that containing models may need to reference it. However, if the submodel is fixed (e.g., if it is in an external file), then no other option may be available except to use nested references.

Alternate spelling of 'sBaseRef'

Because of an error in the UML diagram of a previous version of this specification, a valid spelling of the child **SBaseRef** object is the differently-capitalized 'sbaseRef' instead of 'sBaseRef'. However, this spelling is considered deprecated, and should not be used. It is expected that future versions of this specification will only allow 'sBaseRef' as the xml name of this object.

3.8 Conversion factors

In SBML Level 3 Version 1 Core, units of measurement are optional information. Modelers are required to write their models in such a way that all conversions between units are explicitly incorporated into the quantities, so that nowhere do units need to be understood and values implicitly converted before use. Given the Hierarchical Model Composition package's design goal of compatibility with existing models and files that may not be changeable, it is not an option to require that all included models must be written in such a way that they are numerically compatible with each other. For example, if one submodel defines how a species amount changes in time, and a second submodel defines an initial assignment for that same species in terms of concentration, something must be done to make the model as a whole coherent without editing the submodels directly. That is the purpose of the conversion factor attributes on the **ReplacedElement** and **Submodel** classes.

3.8.1 Conversion factors involving ReplacedElement

When an element in a submodel has been replaced by an element in a containing model, old references to the replaced element are replaced by references to the replacement element. However, the mathematical formulas associated with that replaced element may assume different scales than the ones used for the replacement element. Correcting this is the purpose of the **conversionFactor** attribute on **ReplacedElement** objects.

There are two types of mathematical references possible in SBML: assignments to a variable, and the use of a variable in calculations. In the former case, when an assignment (an **InitialAssignment**, **EventAssignment**, **AssignmentRule**, or **RateRule**) targets a replaced element, that formula should be multiplied by the conversion factor before being used. In the latter case, when a MathML **<cn>** element references the replaced element's identifier, that reference should be considered to be divided by the conversion factor.

For example, if a species has an initial assignment of $4x + 3$, and has been replaced and given a conversion factor of c , the initial assignment formula becomes $c(4x + 3)$. Conversely, if the x itself has been replaced by y and given a conversion factor of c_x , that initial assignment formula would become $4((y/c_x) + 3)$. This holds true for any

mathematical equation in the model, including algebraic rules. This also means that if a value appears on the right and left-hand sides of an equation, you must apply the conversion factor twice: if the rate rule of x is $4x + 3$, the rate rule for y becomes $c_x(4(y/c_x) + 3)$. (This simplifies to $4y + 3c_x$, as you would expect—the y is already in the correct scale; it is only the 3 that must be converted.)

3.8.2 Conversion factors involving Submodel

Most of the math in an SBML model may have arbitrary units, but there are two exceptions to this rule: time, and reaction extent. While both of these mathematical concepts may be scaled to arbitrary units, multiple such scales in a single document are not allowed: all references to time assume a single scale, and all reactions are assumed to process their reactants and products in the same way. The `timeConversionFactor` and `extentConversionFactor` attributes on `Submodel` dictate how time and reaction extent are to be converted to match the scale of the containing model. As described in Section 3.5.1 on page 19, this includes the MathML csymbols `time` and `delay`, as well as any `Delay`, `KineticLaw`, or `RateRule` objects that are *not* replaced in the `Submodel`.

The `conversionFactor` attributes on `Species` and `Model` objects defined in SBML Level 3 Version 1 Core are unrelated to the conversion factors discussed above. The factors in Level 3 Core allow multiple substance scales to be converted to the (single) scale of reaction extent in a model, so that different `Species` objects may each have different units if desired. Because different `Species` objects already have this mechanism for converting units, there is no need for an additional `substanceConversionFactor` attribute on `Submodel`.

To understand the rules, the entire list of classes and MathML elements that are converted by these three factors (time, extent, and replaced) in the SBML Level 3 Version 1 Core specification are provided in Table 4. Similar rules may be derived from other packages that require any particular mathematics to be universal over a given `Model`.

Component	Automatic conversion factor
AlgebraicRule	1
AssignmentRule	Conversion factor for referenced object
Compartment	1
Constraint	(Boolean value; no conversion factor needed)
Delay	timeConversionFactor
EventAssignment	Conversion factor for referenced object
FunctionDefinition	1
InitialAssignment	Conversion factor for referenced object
KineticLaw	$\frac{\text{extentConversionFactor}}{\text{timeConversionFactor}}$
MathML <cn> element	$\frac{1}{\text{Conversion factor for referenced object}}$
MathML <csymbol> for time	$\frac{1}{\text{timeConversionFactor}}$
The time argument to a MathML csymbol delay function	timeConversionFactor
Parameter	1
Priority	1
RateRule	$\frac{\text{Conversion factor for referenced object}}{\text{timeConversionFactor}}$
Species	1
SpeciesReference	1
Trigger	(Boolean value; no conversion factor needed)

Table 4: Conversion factors used for the different components defined by SBML Level 3 Version 1 Core.

In [Table 4 on the previous page](#), an automatic conversion factor of “1” simply means that the given component does not need to be converted. Similarly, if a conversion factor is not defined, it defaults to “1” as well. For example, if the conversion factor `extentConversionFactor` is defined but `timeConversionFactor` is not, kinetic laws are converted according to the `extentConversionFactor`, *divided by 1*.

Note that for the MathML `<cn>` element conversion, the `SIId` of a **Reaction** references its **KineticLaw**, meaning that if the **KineticLaw** was converted as per [Table 4 on the preceding page](#), its appearance in MathML will also need to be converted by its inverse. The identifiers of **AssignmentRule** and **RateRule** objects cannot appear in any MathML, and thus do not need to be checked in the same way.

Converting the formula of a **RateRule** may involve using a combination of conversion factors. If the target of the **RateRule** has been replaced and given a `conversionFactor` attribute value, and its **Submodel** has a defined `timeConversionFactor` value, the formula must be multiplied by the `conversionFactor` and divided by the `timeConversionFactor` before being used.

There is only one example of math that is assumed to be in the same scale across a single SBML model but that cannot be converted according to these conversion factors: the math associated with the **Priority** subcomponent of **Event** objects. When comparing priority expressions across submodels, they are all assumed to be on the same scale relative to each other. Thus, if one submodel had priorities set on a scale of 0 to 10 and another had priorities set on a scale of -100 to 100, the only way to reconcile the two would be to replace all events that had priorities on one scale with events with priorities on the new scale. The same would be true of math defined in any other Level 3 package without the unit type of extent or time, but which was assumed to be universally consistent across multiple objects in the SBML model. To correctly compose models with different scales of such objects using this package, every nonconformant object would need to be replaced and given an explicit conversion factor, or that package would have to extend this Hierarchical Model Composition package to define a new attribute on the **Submodel** class that could be used to automatically convert all such elements in the submodel with that unit type.

3.9 Namespace scoping rules for identifiers

In the Hierarchical Model Composition package, as in SBML Level 3 Version 1 Core, the **Model** object contains the main components of an SBML model, such as the species, compartments and reactions. The package adds the ability to put *multiple* models inside an SBML document, and therefore must define the scope of identifiers in such a way that identifier collisions are prevented. In this section, we describe the scoping rules for all of the types and classes defined in [Section 3.2](#) to [Section 3.7](#) on pages 11–26.

1. A shared namespace exists for **SId** values defined at the level of the SBML document. This namespace is known as *the model namespace* of the document. It contains the identifiers (i.e., values of **id** attributes) of all **Model** and **ExternalModelDefinition** objects within the SBML document. (An **ExternalModelDefinition** object references a model elsewhere, so in this sense, both **Model** and **ExternalModelDefinition** are types of models.) The namespace is limited to that SBML document, and is not shared with any other SBML document, even if that document is referenced via an **ExternalModelDefinition**. The identifier of every **Model** and **ExternalModelDefinition** object must be unique across the set of all such identifiers in the document.
2. The namespace for **SId** identifiers defined *within* a **Model** object used in Hierarchical Model Composition follows the same rules as those defined in SBML Level 3 Version 1 Core for plain **Model** objects. This namespace is known as the *object namespace* of the model. The scope of the identifiers is limited to the enclosing **Model** object. This means that two or more **Model** objects in the same document may reuse the same object identifiers inside of them; the identifiers do not need to be unique at the level of the SBML document. (For example, two model definitions could use the same **SId** value for **Parameter** objects within their respective contents. Note, however, that this does *not* imply that the two objects are equated with each other!) An implication of this rule is that to fully locate an object, one must know not only the object's identifier, but also the identifier of the model in which it is located.
3. The identifier of every **UnitDefinition** object must be unique across the set of all such identifiers in the **Model** to which they belong. (This is the same as in SBML Level 3 Version 1 Core.) This namespace is referred to as the *unit namespace* of the model. Similar to the case above, an implication of this rule is that to fully locate a user-defined unit definition when there are multiple models in an SBML document, one must know not only the unit definition's identifier, but also the identifier of the model in which it is located.
4. The Hierarchical Model Composition package defines a new kind of component: the *port*, represented by **Port** objects. The identifier of every **Port** object must be unique across the set of all such identifiers in the **Model** object to which they belong. This namespace is referred to as the *port namespace* of the model. Again, an implication of this rule is that to fully locate a port when there are multiple models in an SBML document, one must know not only the port's identifier, but also the identifier of the model in which it is located.
5. **Reaction** objects introduce a local namespace for **LocalParameter** objects. This namespace is referred to as the *local namespace* of the reaction. Local parameter objects cannot be referenced from outside a given reaction definition. For the Hierarchical Model Composition package, the implication is that the **SBaseRef** class ([Section 3.7 on page 26](#)) cannot reference reaction local parameters simply by their identifiers (i.e., the value of their **id** attribute). However, the **LocalParameter** objects *can* be given meta identifiers (a value for their **SBase**-derived **metaid** attribute), and be referenced using those.

The following example may clarify some of these rules. Suppose a given SBML document contains a **Model** object having the identifier “**mod1**”. This **Model** cannot contain another object with the same identifier (e.g., it could not have a **Parameter** object with the identifier “**mod1**”), nor can there be any other **Model** or **ExternalModelDefinition** object identified as “**mod1**” within the same SBML document. The first restriction is simply the regular SBML rule about uniqueness of identifiers throughout a **Model** object; the second restriction is due to point (1) above. On the other hand, there could be a second **Model** object in the same document containing a component (e.g., a **Parameter**) with the identifier “**mod1**”. This would not conflict with the first **Model** identifier (because the **Parameter** would be effectively hidden at a lower level within the second **Model**).

4 Examples

This section contains a variety of examples employing the Hierarchical Model Composition package.

4.1 Simple aggregate model

The following is a simple aggregate model, with one defined model being instantiated twice:

```
<?xml version="1.0" encoding="UTF-8"?>
<sbml xmlns="http://www.sbml.org/sbml/level3/version1/core" level="3" version="1"
      xmlns:comp="http://www.sbml.org/sbml/level3/version1/comp/version1" comp:required="true">

  <model id="aggregate">
    <comp:listOfSubmodels>
      <comp:submodel comp:id="submod1" comp:modelRef="enzyme"/>
      <comp:submodel comp:id="submod2" comp:modelRef="enzyme"/>
    </comp:listOfSubmodels>
  </model>
  <comp:listOfModelDefinitions>
    <comp:modelDefinition id="enzyme" name="enzyme">
      <listOfCompartments>
        <compartment id="compartment" spatialDimensions="3" size="1" constant="true"/>
      </listOfCompartments>
      <listOfSpecies>
        <species id="S" compartment="compartment" hasOnlySubstanceUnits="false"
          boundaryCondition="false" constant="false"/>
        <species id="E" compartment="compartment" hasOnlySubstanceUnits="false"
          boundaryCondition="false" constant="false"/>
        <species id="D" compartment="compartment" hasOnlySubstanceUnits="false"
          boundaryCondition="false" constant="false"/>
        <species id="ES" compartment="compartment" hasOnlySubstanceUnits="false"
          boundaryCondition="false" constant="false"/>
      </listOfSpecies>
      <listOfReactions>
        <reaction id="J0" reversible="true" fast="false">
          <listOfReactants>
            <speciesReference species="S" stoichiometry="1" constant="true"/>
            <speciesReference species="E" stoichiometry="1" constant="true"/>
          </listOfReactants>
          <listOfProducts>
            <speciesReference species="ES" stoichiometry="1" constant="true"/>
          </listOfProducts>
        </reaction>
        <reaction id="J1" reversible="true" fast="false">
          <listOfReactants>
            <speciesReference species="ES" stoichiometry="1" constant="true"/>
          </listOfReactants>
          <listOfProducts>
            <speciesReference species="E" stoichiometry="1" constant="true"/>
            <speciesReference species="D" stoichiometry="1" constant="true"/>
          </listOfProducts>
        </reaction>
      </listOfReactions>
    </comp:modelDefinition>
  </comp:listOfModelDefinitions>
</sbml>
```

In the model above, we defined a two-step enzymatic process, with species “S” and “E” forming a complex, then dissociating to “E” and “D”. The aggregate model instantiates it twice, so the resulting model (the one with the identifier “aggregate”) has two parallel processes in two parallel compartments performing the same reaction. The compartments and processes are independent, because there is nothing in the model that links them together.

4.2 Example of importing definitions from external files

Now suppose that we have saved the above SBML content to a file named “enzyme_model.xml”. The following example imports the model “enzyme” from that file into a new model:

```
<?xml version="1.0" encoding="UTF-8"?>
<sbml xmlns="http://www.sbml.org/sbml/level3/version1/core" level="3" version="1"
  xmlns:comp="http://www.sbml.org/sbml/level3/version1/comp/version1" comp:required="true">
  <model>
    <listOfCompartments>
      <compartment id="compartment" spatialDimensions="3" size="1" constant="true">
        <comp:listOfReplacedElements>
          <comp:replacedElement comp:idRef="compartment" comp:submodelRef="A"/>
          <comp:replacedElement comp:idRef="compartment" comp:submodelRef="B"/>
        </comp:listOfReplacedElements>
      </compartment>
    </listOfCompartments>
    <listOfSpecies>
      <species id="S" compartment="compartment" hasOnlySubstanceUnits="false"
        boundaryCondition="false" constant="false">
        <comp:listOfReplacedElements>
          <comp:replacedElement comp:idRef="S" comp:submodelRef="A"/>
          <comp:replacedElement comp:idRef="S" comp:submodelRef="B"/>
        </comp:listOfReplacedElements>
      </species>
    </listOfSpecies>
    <comp:listOfSubmodels>
      <comp:submodel comp:id="A" comp:modelRef="ExtMod1"/>
      <comp:submodel comp:id="B" comp:modelRef="ExtMod1"/>
    </comp:listOfSubmodels>
  </model>
  <comp:listOfExternalModelDefinitions>
    <comp:externalModelDefinition comp:id="ExtMod1" comp:source="enzyme_model.xml"
      comp:modelRef="enzyme"/>
  </comp:listOfExternalModelDefinitions>
</sbml>
```

In the model above, we import “enzyme” twice to create submodels “A” and “B”. We then create a compartment and species local to the parent model, but use that compartment and species to replace “compartment” and “S”, respectively, from the two instantiations of “enzyme”. The result is a model with a single compartment and two reactions; the species “S” can either bind with enzyme “E” (from submodel “A”) to form “D” (from submodel “A”), or with enzyme “E” (from submodel “B”) to form “D” (from submodel “B”).

4.3 Example of using ports

In the following, we define one model (“simple”) with a single reaction involving species “S” and “D”, and ports, and we again import model “enzyme”:

```
<?xml version="1.0" encoding="UTF-8"?>
<sbml xmlns="http://www.sbml.org/sbml/level3/version1/core" level="3" version="1"
  xmlns:comp="http://www.sbml.org/sbml/level3/version1/comp/version1" comp:required="true">
  <model id="complexified">
    <listOfCompartments>
      <compartment id="compartment" spatialDimensions="3" size="1" constant="true">
        <comp:listOfReplacedElements>
          <comp:replacedElement comp:idRef="compartment" comp:submodelRef="A"/>
          <comp:replacedElement comp:portRef="compartment_port" comp:submodelRef="B"/>
        </comp:listOfReplacedElements>
      </compartment>
    </listOfCompartments>
    <listOfSpecies>
      <species id="S" compartment="compartment" hasOnlySubstanceUnits="false">
```

```

        boundaryCondition="false" constant="false">
      <comp:listOfReplacedElements>
        <comp:replacedElement comp:idRef="S" comp:submodelRef="A"/>
      </comp:listOfReplacedElements>
      <comp:replacedBy comp:portRef="S_port" comp:submodelRef="B"/>
    </species>
    <species id="D" compartment="compartment" hasOnlySubstanceUnits="false"
      boundaryCondition="false" constant="false">
      <comp:listOfReplacedElements>
        <comp:replacedElement comp:idRef="D" comp:submodelRef="A"/>
      </comp:listOfReplacedElements>
      <comp:replacedBy comp:portRef="D_port" comp:submodelRef="B"/>
    </species>
  </listOfSpecies>
  <comp:listOfSubmodels>
    <comp:submodel comp:id="A" comp:modelRef="ExtMod1"/>
    <comp:submodel comp:id="B" comp:modelRef="simple">
      <comp:listOfDeletions>
        <comp:deletion comp:portRef="J0_port"/>
      </comp:listOfDeletions>
    </comp:submodel>
  </comp:listOfSubmodels>
</model>
<comp:listOfModelDefinitions>
  <comp:modelDefinition id="simple">
    <listOfCompartments>
      <compartment id="compartment" spatialDimensions="3" size="1" constant="true"/>
    </listOfCompartments>
    <listOfSpecies>
      <species id="S" compartment="compartment" initialConcentration="5"
        hasOnlySubstanceUnits="false" boundaryCondition="false" constant="false"/>
      <species id="D" compartment="compartment" initialConcentration="10"
        hasOnlySubstanceUnits="false" boundaryCondition="false" constant="false"/>
    </listOfSpecies>
    <listOfReactions>
      <reaction id="J0" reversible="true" fast="false">
        <listOfReactants>
          <speciesReference species="S" stoichiometry="1" constant="true"/>
        </listOfReactants>
        <listOfProducts>
          <speciesReference species="D" stoichiometry="1" constant="true"/>
        </listOfProducts>
      </reaction>
    </listOfReactions>
    <comp:listOfPorts>
      <comp:port comp:idRef="S" comp:id="S_port"/>
      <comp:port comp:idRef="D" comp:id="D_port"/>
      <comp:port comp:idRef="compartment" comp:id="compartment_port"/>
      <comp:port comp:idRef="J0" comp:id="J0_port"/>
    </comp:listOfPorts>
  </comp:modelDefinition>
</comp:listOfModelDefinitions>
<comp:listOfExternalModelDefinitions>
  <comp:externalModelDefinition comp:id="ExtMod1" comp:source="enzyme_model.xml"
    comp:modelRef="enzyme"/>
</comp:listOfExternalModelDefinitions>
</sbml>

```

In model “simple” above, we give ports to the compartment, the two species, and the reaction. Then, in model “complexified”, we import both “simple” and the model “enzyme” from the file “enzyme_model.xml”, and replace the simple reaction with the more complex two-step reaction by deleting reaction “J0” from model “simple” and replacing “S” and “D” from both models with local replacements. Note that it is model “simple” that defines the initial concentrations of “S” and “D”, so our modeler set the version in the containing model to be replaced by those elements, instead of having the external version replacing those elements. Also note that since “simple” defines

ports, the **port** attribute is used for the subelements that referenced “simple” model elements, but “idRef” still had to be used for subelements referencing “enzyme”.

In the resulting model, “S” is converted to “D” by a two-step enzymatic reaction defined wholly in model “enzyme”, with the initial concentrations of “S” and “D” set in “simple”. If “simple” had other reactions that created “S” and destroyed “D”, “S” would be created, would bind with “E” to form “D”, and “D” would then be destroyed, even though those reaction steps were defined in separate models.

4.4 Example of deletion replacement

In reference to the previous example, what if we would like to annotate that the deleted reaction had been *replaced* by the two-step enzymatic process? To do that, we must include those reactions as references in the parent model. However, because we want to leave the complexity of the “E” and “ES” species to the “complexified” model, the two reactions in the containing model will contain almost no information and serve only as placeholders for the express purpose of being replaced by the fuller version in the “complexified” submodel: The first (“J0”) has only “S” as a reactant, and is set to be replaced by “J0” from “complexified”, while the second (“J1”) has only “D” as a product, and is set to be replaced by “J1” from “complexified”.

The following SBML fragment demonstrates one way of doing that.

```
<?xml version="1.0" encoding="UTF-8"?>
<sbml xmlns="http://www.sbml.org/sbml/level3/version1/core" level="3" version="1"
  xmlns:comp="http://www.sbml.org/sbml/level3/version1/comp/version1" comp:required="true">
  <model id="complexified">
    <listOfCompartments>
      <compartment id="compartment" spatialDimensions="3" size="1" constant="true">
        <comp:listOfReplacedElements>
          <comp:replacedElement comp:idRef="compartment" comp:submodelRef="A"/>
          <comp:replacedElement comp:portRef="compartment_port" comp:submodelRef="B"/>
        </comp:listOfReplacedElements>
      </compartment>
    </listOfCompartments>
    <listOfSpecies>
      <species id="S" compartment="compartment" hasOnlySubstanceUnits="false"
        boundaryCondition="false" constant="false">
        <comp:listOfReplacedElements>
          <comp:replacedElement comp:idRef="S" comp:submodelRef="A"/>
        </comp:listOfReplacedElements>
        <comp:replacedBy comp:portRef="S_port" comp:submodelRef="B"/>
      </species>
      <species id="D" compartment="compartment" hasOnlySubstanceUnits="false"
        boundaryCondition="false" constant="false">
        <comp:listOfReplacedElements>
          <comp:replacedElement comp:idRef="D" comp:submodelRef="A"/>
        </comp:listOfReplacedElements>
        <comp:replacedBy comp:portRef="D_port" comp:submodelRef="B"/>
      </species>
    </listOfSpecies>
    <listOfReactions>
      <reaction id="J0" reversible="true" fast="false">
        <listOfReactants>
          <speciesReference species="S" stoichiometry="1" constant="true"/>
        </listOfReactants>
        <comp:listOfReplacedElements>
          <comp:replacedElement comp:submodelRef="B" comp:deletion="oldrxn"/>
        </comp:listOfReplacedElements>
        <comp:replacedBy comp:portRef="J0_port" comp:submodelRef="A"/>
      </reaction>
      <reaction id="J1" reversible="true" fast="false">
        <listOfProducts>
          <speciesReference species="D" stoichiometry="1" constant="true"/>
        </listOfProducts>
      </reaction>
    </listOfReactions>
  </model>
</sbml>
```

```

    <comp:listOfReplacedElements>
      <comp:replacedElement comp:submodelRef="B" comp:deletion="oldrxn"/>
    </comp:listOfReplacedElements>
    <comp:replacedBy comp:portRef="J1_port" comp:submodelRef="A"/>
  </reaction>
</listOfReactions>
<comp:listOfSubmodels>
  <comp:submodel comp:id="A" comp:modelRef="enzyme"/>
  <comp:submodel comp:id="B" comp:modelRef="simple">
    <comp:listOfDeletions>
      <comp:deletion comp:portRef="J0_port" comp:id="oldrxn"/>
    </comp:listOfDeletions>
  </comp:submodel>
</comp:listOfSubmodels>
</model>
<comp:listOfModelDefinitions>
  <comp:modelDefinition id="enzyme" name="enzyme">
    <listOfCompartments>
      <compartment id="compartment" spatialDimensions="3" size="1" constant="true"/>
    </listOfCompartments>
    <listOfSpecies>
      <species id="S" compartment="compartment" hasOnlySubstanceUnits="false"
        boundaryCondition="false" constant="false"/>
      <species id="E" compartment="compartment" hasOnlySubstanceUnits="false"
        boundaryCondition="false" constant="false"/>
      <species id="D" compartment="compartment" hasOnlySubstanceUnits="false"
        boundaryCondition="false" constant="false"/>
      <species id="ES" compartment="compartment" hasOnlySubstanceUnits="false"
        boundaryCondition="false" constant="false"/>
    </listOfSpecies>
    <listOfReactions>
      <reaction id="J0" reversible="true" fast="false">
        <listOfReactants>
          <speciesReference species="S" stoichiometry="1" constant="true"/>
          <speciesReference species="E" stoichiometry="1" constant="true"/>
        </listOfReactants>
        <listOfProducts>
          <speciesReference species="ES" stoichiometry="1" constant="true"/>
        </listOfProducts>
      </reaction>
      <reaction id="J1" reversible="true" fast="false">
        <listOfReactants>
          <speciesReference species="ES" stoichiometry="1" constant="true"/>
        </listOfReactants>
        <listOfProducts>
          <speciesReference species="E" stoichiometry="1" constant="true"/>
          <speciesReference species="D" stoichiometry="1" constant="true"/>
        </listOfProducts>
      </reaction>
    </listOfReactions>
    <comp:listOfPorts>
      <comp:port comp:idRef="compartment" comp:id="compartment_port"/>
      <comp:port comp:idRef="S" comp:id="S_port"/>
      <comp:port comp:idRef="E" comp:id="E_port"/>
      <comp:port comp:idRef="D" comp:id="D_port"/>
      <comp:port comp:idRef="ES" comp:id="ES_port"/>
      <comp:port comp:idRef="J0" comp:id="J0_port"/>
      <comp:port comp:idRef="J1" comp:id="J1_port"/>
    </comp:listOfPorts>
  </comp:modelDefinition>
  <comp:modelDefinition id="simple">
    <listOfCompartments>
      <compartment id="compartment" spatialDimensions="3" size="1" constant="true"/>
    </listOfCompartments>
    <listOfSpecies>
      <species id="S" compartment="compartment" initialConcentration="5"

```



```

    hasOnlySubstanceUnits="false" boundaryCondition="false" constant="false"/>
    <species id="D" compartment="compartment" initialConcentration="10"
      hasOnlySubstanceUnits="false" boundaryCondition="false" constant="false"/>
  </listOfSpecies>
  <listOfReactions>
    <reaction id="J0" reversible="true" fast="false">
      <listOfReactants>
        <speciesReference species="S" stoichiometry="1" constant="true"/>
      </listOfReactants>
      <listOfProducts>
        <speciesReference species="D" stoichiometry="1" constant="true"/>
      </listOfProducts>
    </reaction>
  </listOfReactions>
  <comp:listOfPorts>
    <comp:port comp:idRef="S" comp:id="S_port"/>
    <comp:port comp:idRef="D" comp:id="D_port"/>
    <comp:port comp:idRef="compartment" comp:id="compartment_port"/>
    <comp:port comp:idRef="J0" comp:id="J0_port"/>
  </comp:listOfPorts>
</comp:modelDefinition>
</comp:listOfModelDefinitions>
</sbml>

```

In the example above, we recreated “enzyme” so as to provide it with ports, then created dummy versions of the reactions from “complexified” so we can reference the deleted “oldrxn” in the replacements lists. Note that we list the deletion of “oldrxn” for both of the two new reactions, since the full reactions still live in “complexified”.

The net result is a model where “complexified” supplies the mechanism for the conversion of “S” to “D”, while the initial conditions of both species is set in “simple”.

5 Best practices

In this section, we recommend a number of practices for using and interpreting various constructs in the SBML Level 3 Hierarchical Model Composition package. These recommendations are non-normative, but we advocate them strongly; ignoring them will not render a model invalid, but may reduce interoperability between software and models.

5.1 Best practices for using SBaseRef for references

As is clear from its description in [Section 3.7 on page 26](#), there are multiple approaches for using **SBaseRef** objects to refer to SBML components. To help increase interoperability of models that use Hierarchical Model Composition, we recommend the following order of preference in choosing between the approaches:

1. *By port.* Using ports, a modeler can make clear their intentions about how other models are intended to interact with a particular component. The best-designed models intended for reuse and composition will provide port definitions; similarly, models being interfaced to port-containing models should use those ports and not bypass them.
2. *By SId value.* Most components that are desirable to replace during composition of models have an attribute named **id**, with a value type of **SId**. If a model does not have ports, the next-most preferable approach to referencing component in the model is using regular identifiers. Note that the **SIdRef** namespace is the namespace of the *submodel*, not the parent model, and refers to the component namespace in that submodel (see [Section 3.9 on page 32](#)).
3. *By UnitSId value.* The identifier of a **UnitDefinition** is defined in the core specification to exist in its own namespace. Therefore, unit definitions in a submodel can be replaced by referencing a **UnitDefinition** identifier. (See [Section 3.9 on page 32](#) on identifier scoping.) Note that the space of values of **UnitSId** is defined by the SBML Level 3 Core specification to contain reserved values that may *not* be replaced or deleted; these values are unit names such as “second”, “kilogram”, etc., and are defined in Section 4.4 of the Level 3 Core specification. (These reserved identifiers are *only* reserved for **UnitDefinition** values, and not for other SBML model components, so no such restriction exists for the identifiers of other components.)
4. *By meta-identifier.* Some SBML components have no **SId**-valued attribute, and for some other components, giving them a value is optional. Another option for referencing components is to use their meta-identifier if it is defined, since meta identifiers are optional attributes of **SBase** (via the **metaid** attribute) and therefore all SBML components have the potential to have one. Of course, a given model may or may not have given a meta identifier value to a given component, but if one is present and the component has no port or regular identifier, model composition may reference the meta identifier instead.
5. *By a component of a submodel.* The above four options all give access to components in a submodel, but cannot provide access to component in the submodel's submodels. If the object referred to by one of the above methods is itself a submodel, adding an **SBaseRef** child to the **SBaseRef** allows you to find components further down inside the hierarchy. This can, in turn, refer to a deeper submodel, allowing access to any component of any arbitrary depth using this construct. However, this is considered inelegant design; it is better to promote a component in a submodel to a local element in the referencing model if that component needs to be referenced. Unfortunately, if the submodel is fixed and unmodifiable, no other option may be available.

These approaches do not allow access to components that have none of these options available. If you do not have control over the model in question (for example, because it is in a third-party database), and you want to reference a component that is not a unit definition, has no port, no regular identifier, no meta identifier, and is not a component in a submodel, then the only option left is to create a copy of the original model and add (for example) a **metaid** value to the component that you wish to reference.

5.2 Best practices for using ports

Ports provide a mechanism for the definition of interfaces to a model; these interfaces can indicate the elements that are *expected* to be modified when the model is used as a submodel. As mentioned above, ports are the preferred means of referring to components for replacements and deletions. If a modeler is able to modify a given model, then it is possible to accomplish all replacements and deletions via ports, without using other kinds of references, and it is possible to avoid using recursive **SBaseRef** structures (by defining ports for all components that need them).

The use of ports has notable advantages for model composition. First, it facilitates modular design of models, both by advertising to other modelers how a model is expected to be used and by allowing different modelers to compose separate submodels in a more regular fashion. By indicating the interface points that modelers should use, it reduces the chances of unexpected side-effects when a modeler uses modular models designed by other people. Second, it can simplify software user interfaces, by allowing software to decide what to show users insofar as the locations for potential replacements and deletions during model composition. Third, it can simplify the maintenance of models with a software tool, since all replacements and deletions on a given submodel will remain valid as long as the ports on the submodel remain unchanged. Also, using ports to (in a sense) forward connectivity to nested submodels, rather than need to use recursive **SBaseRef** objects, makes it possible for software to check only the ports on one level of hierarchy.

Most modeling situations involve models that a modeler controls physically (e.g., as files in their local file store). Thus, using ports does not limit the options for modeling. If a given model lacks ports on components that, over time, are discovered to be useful targets for replacements or deletions, then a user can usually modify the model physically to define the necessary ports. Only in exceptional situations would a modeler be unable to make a copy of a model to make suitable modifications.

5.3 Best practices for deletions and replacements

If you replace or delete an element that itself has children, those children are considered to be deleted unless replaced. This can have repercussions on other aspects of a model; for example, if you replace a **KineticLaw** object, any annotations that referred to the meta identifiers of its local parameters will become invalid. One approach to dealing with this, in the case of annotations, is to explicitly delete the no-longer-valid annotations or replace them by new ones. It is legal to delete explicitly a component that is deleted by implication, if you need to refer to it elsewhere—the resulting model is exactly the same.

A Validation of SBML documents

An important concern is being able to determine the validity of a given SBML document that uses constructs from the Hierarchical Model Composition package. This section describes operational rules for assessing validity.

A.1 Validation procedure

The validation rules below only apply to models defined in the SBML document being validated. Models defined in external files are not required to be valid in and of themselves; the only requirement is that the model containing the instantiation of an externally-defined model must be the one that is valid. That may seem counterintuitive, but the reason is that replacements and deletions can be used to render valid what might otherwise be invalid. For example, an external model that omits required attributes on some objects (which would be invalid according to SBML Level 3 Version 1 Core) may become valid if those objects are replaced by objects that *are* valid, or if they are deleted entirely. Similarly, references to nonexistent objects may themselves be deleted, or illegal combinations of objects may be rectified, etc.

A.1.1 The two-phase validation approach

To understand the validation procedure for models that use Hierarchical Model Composition, it is helpful to think in terms of an analogy to baking. To make a cake, one first assembles specific ingredients in a certain way, and then one bakes the result to produce the final product—the cake. An SBML document using the Hierarchical Model Composition package constructs is analogous to *only a recipe*: it is a description of how to assemble ingredients in a certain way to create a “cake”, but it is *not the cake itself*. The cake is only produced after *following* the instructions, which here involves traversing the various model, submodel, deletion, and replacement descriptions.

We decompose validation of such a composite model into two phases:

1. *Validate the “recipe”*. The submodel, deletion, and replacement constructs themselves must be valid.
2. *Validate the “cake”*. The model produced by interpreting the various constructs must be valid SBML.

The first phase involves checking the aggregation, deletion and linkage instructions defined by the Hierarchical Model Composition constructs in an SBML document. The **Submodel**, **Port**, **Deletion**, **ReplacedElement**, **ReplacedBy** and other constructs defined in this specification must be valid according to the rules defined in [Section A.2 on the next page](#). Passing this phase means that the constructs are well-formed, referenced files and models and other entities exist, ports have identifiers in the relevant namespaces, and so on.

The second validation phase takes place after interpreting the Hierarchical Model Composition constructs. The result of this phase must be a valid SBML model. This verification can in principle be performed in various ways. In this specification, we describe one approach below that involves interpreting the Hierarchical Model Composition constructs to produce a kind of “flattened” version of the model devoid of the Hierarchical Model Composition package constructs. The “flattened” version of the model only exists in memory: the referenced files are not actually modified, but rather, the interpretation of the package constructs leads to an in-memory representation of a final, composite model implied by following the recipe. This generated model can then be tested against the rules for SBML validity defined in the SBML Level 3 Version 1 Core specification. Performing this “flattening” allows for the most straightforward way of testing the validity of the resulting SBML model; however, it is *not part of the requirements for this package*. The requirements are only that the model implied by the package constructs is valid.

A.1.2 Example algorithm for producing a “flattened” model

[Figure 8 on the following page](#) presents a possible algorithm for interpreting the Hierarchical Model Composition constructs and creating a “flattened” SBML document. As explained above, this procedure can be used as part of a process to test the validity of an SBML document that uses Hierarchical Model Composition. After performing the steps of the flattening algorithm, the result should be evaluated for validity according to the normal rules of SBML Level 3 Version 1 Core and (if applicable) the rules defined by any other Level 3 packages used in the model.

Step	Procedure
1.	Examine all submodels of the model being validated. For any submodel that itself contains submodels, perform this algorithm in its entirety on each of those inner submodels before proceeding to the next step.
2.	Let “ <i>M</i> ” be the identifier of a given submodel. Verify that no object identifier or meta identifier of objects in that submodel (i.e., the id or metaid attribute values) begin with the character sequence “ <i>M</i> __”; if there <i>is</i> an existing identifier or meta identifier beginning with “ <i>M</i> __”, add an underscore to “ <i>M</i> __” (i.e., to produce “ <i>M</i> __”) and again check that the sequence is unique. Continue adding underscores until you find a unique prefix. Let “ <i>P</i> ” stand for this final prefix.
3.	Remove all objects that have been replaced or deleted in the submodel.
4.	Transform the remaining objects in the submodel as follows: a) Change every identifier (id attribute) to a new value obtained by prepending “ <i>P</i> ” to the original identifier. b) Change every meta identifier (metaid attribute) to a new value obtained by prepending “ <i>P</i> ” to the original identifier.
5.	Transform every SIdRef and IDREF type value in the remaining objects of the submodel as follows: a) If the referenced object has been replaced by the application of a ReplacedBy or ReplacedElement construct, change the SIdRef value (respectively, IDREF value) to the SId value (respectively, ID value) of the object replacing it. b) If the referenced object has not been replaced, change the SIdRef and IDREF value by prepending “ <i>P</i> ” to the original value.
6.	After performing the tasks above for all remaining objects, merge the objects of the remaining submodels into a single model. Merge the various lists (list of species, list of compartments, etc.) in this step, and preserve notes and annotations as well as constructs from other SBML Level 3 packages.

Figure 8: Example algorithm for “flattening” a model to remove Hierarchical Model Composition package constructs.

A.1.3 Additional remarks about the validation procedure

When instantiating a model, it is not necessary to first test the validity of that model. If it is in the same file as the containing model, it will be tested anyway when the result of the “flattening” algorithm is checked for validity in the second phase. If it is in a different file, that file’s validity (or lack thereof) should not affect the validity of the file being tested, though a validator may warn the user of this situation if it desires.

A.2 Validation and consistency rules

This section summarizes all the conditions that must (or in some cases, at least *should*) be true of an SBML Level 3 Version 1 model that uses the Hierarchical Model Composition package. We use the same conventions as are used in the SBML Level 3 Version 1 Core specification document. In particular, there are different degrees of rule strictness. Formally, the differences are expressed in the statement of a rule: either a rule states that a condition *must* be true, or a rule states that it *should* be true. Rules of the former kind are strict SBML validation rules—a model encoded in SBML must conform to all of them in order to be considered valid. Rules of the latter kind are consistency rules. To help highlight these differences, we use the following three symbols next to the rule numbers:

- ☑ A checked box indicates a *requirement* for SBML conformance. If a model does not follow this rule, it does not conform to the Hierarchical Model Composition specification. (Mnemonic intention behind the choice of symbol: “This must be checked.”)
- ▲ A triangle indicates a *recommendation* for model consistency. If a model does not follow this rule, it is not considered strictly invalid as far as the Hierarchical Model Composition specification is concerned; however, it indicates that the model contains a physical or conceptual inconsistency. (Mnemonic intention behind the choice of symbol: “This is a cause for warning.”)
- ★ A star indicates a strong recommendation for good modeling practice. This rule is not strictly a matter of SBML encoding, but the recommendation comes from logical reasoning. As in the previous case, if a model does not follow this rule, it is not considered an invalid SBML encoding. (Mnemonic intention behind the choice of symbol: “You’re a star if you heed this.”)

The validation rules listed in the following subsections are all stated or implied in the rest of this specification document. They are enumerated here for convenience. Unless explicitly stated, all validation rules concern objects and attributes specifically defined in the Hierarchical Model Composition package.



For convenience and brevity, we use the shorthand “**comp:x**” to stand for an attribute or element name **x** in the namespace for the Hierarchical Model Composition package, using the namespace prefix **comp**. In reality, the prefix string may be different from the literal “**comp**” used here (and indeed, it can be any valid XML namespace prefix that the modeler or software chooses). We use “**comp:x**” because it is shorter than to write a full explanation everywhere we refer to an attribute or element in the Hierarchical Model Composition package namespace.

General rules about this package

- comp-10101** ✓ To conform to Version 1 of the Hierarchical Model Composition package specification for SBML Level 3, an SBML document must declare the use of the following XML Namespace: “<http://www.sbml.org/sbml/level3/version1/comp/version1>”. (References: SBML Level 3 Package Specification for Hierarchical Model Composition, Version 1, [Section 3.1 on page 11.](#))
- comp-10102** ✓ Wherever they appear in an SBML document, elements and attributes from the Hierarchical Model Composition package must be declared either implicitly or explicitly to be in the XML namespace “<http://www.sbml.org/sbml/level3/version1/comp/version1>”. (References: SBML Level 3 Package Specification for Hierarchical Model Composition, Version 1, [Section 3.1 on page 11.](#))

General rules about identifiers

- comp-10301** ✓ (Extends validation rule #10301 in the SBML Level 3 Version 1 Core specification.) Within a **Model** object, the values of the attributes **id** and **comp:id** on every instance of the following classes of objects must be unique across the set of all **id** and **comp:id** attribute values of all such objects in a model: the **Model** itself, plus all contained **FunctionDefinition**, **Compartment**, **Species**, **Reaction**, **SpeciesReference**, **ModifierSpeciesReference**, **Event**, and **Parameter** objects, plus the **Submodel** and **Deletion** objects defined by the Hierarchical Model Composition package, plus any objects defined by any other package with **package:id** attributes defined as falling in the ‘**Id**’ namespace. (References: SBML Level 3 Package Specification for Hierarchical Model Composition, Version 1, [Section 3.9 on page 32.](#))
- comp-10302** ✓ The values of the attributes **id** and **comp:id** on every instance of all **Model** and **ExternalModelDefinition** objects must be unique across the set of all **id** and **comp:id** attribute values of such objects in the SBML document to which they belong. (References: SBML Level 3 Package Specification for Hierarchical Model Composition, Version 1, [Section 3.9 on page 32.](#))
- comp-10303** ✓ Within a **Model** object inside an SBML document, the value of the attribute **comp:id** on every instance of a **Port** object must be unique across the set of all **comp:id** attribute values of all such objects in the model. (References: SBML Level 3 Package Specification for Hierarchical Model Composition, Version 1, [Section 3.9 on page 32.](#))
- comp-10304** ✓ The value of a **comp:id** attribute must always conform to the syntax of the SBML data type **SIId**. (References: SBML Level 3 Version 1 Core, Section 3.1.7.)
- comp-10308** ✓ The value of a **comp:submodelRef** attribute on **ReplacedElement** and **ReplacedBy** objects must always conform to the syntax of the SBML data type **SIId**. (References: SBML Level 3 Package Specification for Hierarchical Model Composition, Version 1, [Section 3.6.2 on page 23.](#))
- comp-10309** ✓ The value of a **comp:deletion** attribute on a **ReplacedElement** object must always conform to the syntax of the SBML data type **SIId**. (References: SBML Level 3 Package Specification for Hierarchical Model Composition, Version 1, [Section 3.6.2 on page 23.](#))

comp-10310 ✓ The value of a `comp:conversionFactor` attribute on a [ReplacedElement](#) object must always conform to the syntax of the SBML data type `SIId`. (References: SBML Level 3 Package Specification for Hierarchical Model Composition, Version 1, [Section 3.6.2 on page 23](#).)

comp-10311 ✓ The value of a `comp:name` attribute must always conform to the syntax of type `string`. (References: SBML Level 3 Version 1 Core, Section 3.1.1.)

General Rules for Units

comp-10501 ▲ If one element replaces another, whether it is the target of a [ReplacedBy](#) element, or whether it has a child [ReplacedElement](#), the units of the replaced element, multiplied by the units of any applicable conversion factor, should equal the units of the replacement element. (References: SBML Level 3 Package Specification for Hierarchical Model Composition, Version 1, [Section 3.6.5 on page 24](#).)

Rules for the extended *SBase* abstract class

comp-20101 ✓ Any object derived from the extended *SBase* class (defined in the Hierarchical Model Composition package) may contain at most one instance of a [ListOfReplacedElements](#) subobject. (References: SBML Level 3 Package Specification for Hierarchical Model Composition, Version 1, [Section 3.6 on page 20](#).)

comp-20102 ✓ Apart from the general notes and annotation subobjects permitted on all SBML objects, a [ListOfReplacedElements](#) container object may only contain [ReplacedElement](#) objects. (References: SBML Level 3 Package Specification for Hierarchical Model Composition, Version 1, [Section 3.6 on page 20](#).)

comp-20103 ✓ A [ListOfReplacedElements](#) object may have the optional attributes `metaid` and `sboTerm` defined by SBML Level 3 Core. No other attributes from the SBML Level 3 Core namespace or the Hierarchical Model Composition namespace are permitted on a [ListOfReplacedElements](#) object. (References: SBML Level 3 Package Specification for Hierarchical Model Composition, Version 1, [Section 3.6 on page 20](#).)

comp-20104 ✓ The [ListOfReplacedElements](#) in an *SBase* object is optional, but if present, must not be empty. (References: SBML Level 3 Package Specification for Hierarchical Model Composition, Version 1, [Section 3.6 on page 20](#).)

comp-20105 ✓ Any object derived from the extended *SBase* class (defined in the Hierarchical Model Composition package) may contain at most one instance of a [ReplacedBy](#) subobject. (References: SBML Level 3 Package Specification for Hierarchical Model Composition, Version 1, [Section 3.6 on page 20](#).)

Rules for the extended *SBML* class

comp-20201 ✓ In all SBML documents using the Hierarchical Model Composition package, the *SBML* object must include a value for the attribute `comp:required`. (References: SBML Level 3 Version 1 Core, Section 4.1.2.)

comp-20202 ✓ The value of attribute `comp:required` on the *SBML* object must be of the data type `boolean`. (References: SBML Level 3 Version 1 Core, Section 4.1.2.)

comp-20203 ✓ (Rule removed because of a change in the interpretation of the `required` attribute by the SBML Editors.)

comp-20204 ✓ (Rule removed because of a change in the interpretation of the `required` attribute by the SBML Editors.)

- comp-20205** ✓ There may be at most one instance of the **ListOfModelDefinitions** within an **SBML** object that uses the SBML Level 3 Hierarchical Model Composition package. (References: SBML Level 3 Package Specification for Hierarchical Model Composition, Version 1, [Section 3.3 on page 12.](#))
- comp-20206** ✓ The various **ListOf__** subobjects within an **SBML** object are optional, but if present, these container objects must not be empty. Specifically, if any of the following classes of objects is present within the **SBML** object, it must not be empty: **ListOfModelDefinitions** and **ListOfExternalModelDefinitions**. (References: SBML Level 3 Package Specification for Hierarchical Model Composition, Version 1, [Section 3.3 on page 12.](#))
- comp-20207** ✓ Apart from the general notes and annotation subobjects permitted on all SBML objects, a **ListOfModelDefinitions** container may only contain extended **Model** class objects. (References: SBML Level 3 Package Specification for Hierarchical Model Composition, Version 1, [Section 3.3 on page 12.](#))
- comp-20208** ✓ Apart from the general notes and annotation subobjects permitted on all SBML objects, a **ListOfExternalModelDefinitions** container may only contain **ExternalModelDefinition** objects. (References: SBML Level 3 Package Specification for Hierarchical Model Composition, Version 1, [Section 3.3 on page 12.](#))
- comp-20209** ✓ A **ListOfModelDefinitions** object may have the optional attributes **metaid** and **sboTerm**. No other attributes from the SBML Level 3 Core namespace or the Hierarchical Model Composition namespace are permitted on a **ListOfModelDefinitions** object. (References: SBML Level 3 Package Specification for Hierarchical Model Composition, Version 1, [Section 3.3 on page 12.](#))
- comp-20210** ✓ A **ListOfExternalModelDefinitions** object may have the optional SBML core attributes **metaid** and **sboTerm**. No other attributes from the SBML Level 3 Core namespace or the Hierarchical Model Composition namespace are permitted on a **ListOfExternalModelDefinitions** object. (References: SBML Level 3 Package Specification for Hierarchical Model Composition, Version 1, [Section 3.3 on page 12.](#))
- comp-20211** ✓ There may be at most one instance of the **ListOfExternalModelDefinitions** within an **SBML** object that uses the Hierarchical Model Composition package. (References: SBML Level 3 Package Specification for Hierarchical Model Composition, Version 1, [Section 3.3 on page 12.](#))
- comp-20212** ✓ The value of attribute **comp:required** on the **SBML** object must be set to “true”. (References: SBML Level 3 Package Specification for Hierarchical Model Composition, Version 1, [Section 3.1 on page 11.](#))

Rules for ExternalModelDefinition objects

- comp-20301** ✓ An **ExternalModelDefinition** object may have the optional SBML Level 3 Core attributes **metaid** and **sboTerm**. No other attributes from the SBML Level 3 Core namespace are permitted on an **ExternalModelDefinition**. (References: SBML Level 3 Version 1 Core, [Section 3.2.](#))
- comp-20302** ✓ An **ExternalModelDefinition** object may have the optional SBML Level 3 Core subobjects for notes and annotation. No other subobjects from the SBML Level 3 Core namespace or the Hierarchical Model Composition namespace are permitted in an **ExternalModelDefinition**. (References: SBML Level 3 Version 1 Core, [Section 3.2.](#))
- comp-20303** ✓ An **ExternalModelDefinition** object must have the attributes **comp:id** and **comp:source** because they are required, and may have the optional attributes **comp:name**, **comp:modelRef**, and **comp:md5**. No other attributes from the Hierarchical Model Composition namespace are permitted on an **ExternalModelDefinition** object. (References: SBML Level 3 Package Specification for Hierarchical Model Composition, Version 1, [Section 3.3.2 on page 14.](#))

- comp-20304** ✓ The value of the `comp:source` attribute on an [ExternalModelDefinition](#) object must reference an SBML Level 3 Version 1 document. (References: SBML Level 3 Package Specification for Hierarchical Model Composition, Version 1, [Section 3.3.2 on page 14.](#))
- comp-20305** ✓ The value of the `comp:modelRef` attribute on an [ExternalModelDefinition](#) object must be the value of an `id` attribute on a **Model** or [ExternalModelDefinition](#) object in the SBML document referenced by the `comp:source` attribute. (References: SBML Level 3 Package Specification for Hierarchical Model Composition, Version 1, [Section 3.3.2 on page 14.](#))
- comp-20306** ▲ The value of the `comp:md5` attribute, if present on an [ExternalModelDefinition](#) object, should match the calculated MD5 checksum of the SBML document referenced by the `comp:source` attribute. (References: SBML Level 3 Package Specification for Hierarchical Model Composition, Version 1, [Section 3.3.2 on page 14.](#))
- comp-20307** ✓ The value of a `comp:source` attribute on an [ExternalModelDefinition](#) object must always conform to the syntax of the XML Schema 1.0 data type `anyURI`. (References: SBML Level 3 Package Specification for Hierarchical Model Composition, Version 1, [Section 3.3.2 on page 14.](#))
- comp-20308** ✓ The value of a `comp:modelRef` attribute on an [ExternalModelDefinition](#) object must always conform to the syntax of the SBML data type `SId`. (References: SBML Level 3 Package Specification for Hierarchical Model Composition, Version 1, [Section 3.3.2 on page 14.](#))
- comp-20309** ✓ The value of a `comp:md5` attribute on an [ExternalModelDefinition](#) object must always conform to the syntax of type `string`. (References: SBML Level 3 Package Specification for Hierarchical Model Composition Package Version 1 [Section 3.3.2 on page 14.](#))
- comp-20310** ✓ An [ExternalModelDefinition](#) object must not reference an [ExternalModelDefinition](#) in a different SBML document that, in turn, refers back to the original [ExternalModelDefinition](#) object, whether directly or indirectly through a chain of [ExternalModelDefinition](#) objects. (References: SBML Level 3 Package Specification for Hierarchical Model Composition, Version 1, [Section 3.3.2 on page 14.](#))

Rules for extended Model objects

- comp-20501** ✓ There may be at most one instance of each of the following kinds of objects within a **Model** object using Hierarchical Model Composition: [ListOfSubmodels](#) and [ListOfPorts](#). (References: SBML Level 3 Package Specification for Hierarchical Model Composition, Version 1, [Section 3.4 on page 15.](#))
- comp-20502** ✓ The various `ListOf__` subobjects with an **Model** object are optional, but if present, these container object must not be empty. Specifically, if any of the following classes of objects are present on the **Model**, it must not be empty: [ListOfSubmodels](#) and [ListOfPorts](#). (References: SBML Level 3 Package Specification for Hierarchical Model Composition, Version 1, [Section 3.4 on page 15.](#))
- comp-20503** ✓ Apart from the general notes and annotation subobjects permitted on all SBML objects, a [ListOfSubmodels](#) container object may only contain [Submodel](#) objects. (References: SBML Level 3 Package Specification for Hierarchical Model Composition, Version 1, [Section 3.4 on page 15.](#))
- comp-20504** ✓ Apart from the general notes and annotation subobjects permitted on all SBML objects, a [ListOfPorts](#) container object may only contain [Port](#) objects. (References: SBML Level 3 Package Specification for Hierarchical Model Composition, Version 1, [Section 3.4 on page 15.](#))
- comp-20505** ✓ A [ListOfSubmodels](#) object may have the optional attributes `metaid` and `sboTerm` defined by SBML Level 3 Core. No other attributes from the SBML Level 3 Core namespace or the

Hierarchical Model Composition namespace are permitted on a [ListOfSubmodels](#) object. (References: SBML Level 3 Package Specification for Hierarchical Model Composition, Version 1, [Section 3.4 on page 15.](#))

- comp-20506** ✓ A [ListOfPorts](#) object may have the optional attributes `metaid` and `sboTerm` defined by SBML Level 3 Core. No other attributes from the SBML Level 3 Core namespace or the Hierarchical Model Composition namespace are permitted on a [ListOfPorts](#) object. (References: SBML Level 3 Package Specification for Hierarchical Model Composition, Version 1, [Section 3.4 on page 15.](#))

Rules for Submodel objects

- comp-20601** ✓ A [Submodel](#) object may have the optional SBML Level 3 Core attributes `metaid` and `sboTerm`. No other attributes from the SBML Level 3 Core namespace are permitted on an [Submodel](#) object. (References: SBML Level 3 Version 1 Core, [Section 3.2.](#))
- comp-20602** ✓ An [Submodel](#) object may have the optional SBML Level 3 Core subobjects for notes and annotation. No other elements from the SBML Level 3 Core namespace are permitted on an [Submodel](#) object. (References: SBML Level 3 Version 1 Core, [Section 3.2.](#))
- comp-20603** ✓ There may be at most one [ListOfDeletions](#) container object within a [Submodel](#) object. (References: SBML Level 3 Package Specification for Hierarchical Model Composition, Version 1, [Section 3.5 on page 17.](#))
- comp-20604** ✓ A [ListOfDeletions](#) container object within a [Submodel](#) object is optional, but if present, must not be empty. (References: SBML Level 3 Package Specification for Hierarchical Model Composition, Version 1, [Section 3.5 on page 17.](#))
- comp-20605** ✓ Apart from the general notes and annotation subobjects permitted on all SBML objects, a [ListOfDeletions](#) container object may only contain [Deletion](#) objects. (References: SBML Level 3 Package Specification for Hierarchical Model Composition, Version 1, [Section 3.5 on page 17.](#))
- comp-20606** ✓ A [ListOfDeletions](#) object may have the optional SBML core attributes `metaid` and `sboTerm`. No other attributes from the SBML Level 3 Core namespace or the comp namespace are permitted on a [ListOfDeletions](#) object. (References: SBML Level 3 Package Specification for Hierarchical Model Composition, Version 1, [Section 3.5 on page 17.](#))
- comp-20607** ✓ A [Submodel](#) object must have the attributes `comp:id` and `comp:modelRef` because they are required, and may also have the optional attributes `comp:name`, `comp:timeConversionFactor`, and/or `comp:extentConversionFactor`. No other attributes from the Hierarchical Model Composition namespace are permitted on a [Submodel](#) object. (References: SBML Level 3 Package Specification for Hierarchical Model Composition, Version 1, [Section 3.5 on page 17.](#))
- comp-20608** ✓ The value of a `comp:modelRef` attribute on a [Submodel](#) object must always conform to the syntax of the SBML data type `SId`. (References: SBML Level 3 Package Specification for Hierarchical Model Composition, Version 1, [Section 3.5.1 on page 18.](#))
- comp-20613** ✓ The value of a `comp:timeConversionFactor` attribute on a [Submodel](#) object must always conform to the syntax of the SBML data type `SId`. (References: SBML Level 3 Package Specification for Hierarchical Model Composition, Version 1, [Section 3.5.1 on page 19.](#))
- comp-20614** ✓ The value of a `comp:extentConversionFactor` attribute on a [Submodel](#) object must always conform to the syntax of the SBML data type `SId`. (References: SBML Level 3 Package Specification for Hierarchical Model Composition, Version 1, [Section 3.5.1 on page 19.](#))

- comp-20615** ✓ The value of a `comp:modelRef` attribute on a **Submodel** must be the identifier of a **Model** or **ExternalModelDefinition** object in the same **SBML** object as the **Submodel**. (References: SBML Level 3 Package Specification for Hierarchical Model Composition, Version 1, [Section 3.5.1 on page 18.](#))
- comp-20616** ✓ A **Model** object must not contain a **Submodel** which references that **Model** object itself. That is, the value of a `comp:modelRef` attribute on a **Submodel** must not be the value of the parent **Model** object's `id` attribute. (References: SBML Level 3 Package Specification for Hierarchical Model Composition, Version 1, [Section 3.5.1 on page 18.](#))
- comp-20617** ✓ A **Model** object must not contain a **Submodel** which references that **Model** indirectly. That is, the `comp:modelRef` attribute of a **Submodel** may not point to the `id` of a **Model** containing a **Submodel** object that references the original **Model** directly or indirectly through a chain of **Model/Submodel** pairs. (References: SBML Level 3 Package Specification for Hierarchical Model Composition, Version 1, [Section 3.5.1 on page 18.](#))
- comp-20622** ✓ The value of a `comp:timeConversionFactor` attribute on a given **Submodel** object must be the identifier of a **Parameter** object defined in the same **Model** containing the **Submodel**. (References: SBML Level 3 Package Specification for Hierarchical Model Composition, Version 1, [Section 3.5.1 on page 19.](#))
- comp-20623** ✓ The value of a `comp:extentConversionFactor` attribute on a given **Submodel** object must be the identifier of a **Parameter** object defined in the same **Model** containing the **Submodel**. (References: SBML Level 3 Package Specification for Hierarchical Model Composition, Version 1, [Section 3.5.1 on page 19.](#))

Rules for the *SBaseRef* object

- comp-20701** ✓ The value of a `comp:portRef` attribute on an **SBaseRef** object must be the identifier of a **Port** object in the **Model** referenced by that **SBaseRef**. (References: SBML Level 3 Package Specification for Hierarchical Model Composition, Version 1, [Section 3.7.1 on page 27.](#))
- comp-20702** ✓ The value of a `comp:idRef` attribute on an **SBaseRef** object must be the identifier of an object contained in (that is, within the `SIId` namespace of) the **Model** referenced by that **SBaseRef**. This includes objects with `id` attributes defined in packages other than SBML Level 3 Core or the Hierarchical Model Composition package. (References: SBML Level 3 Package Specification for Hierarchical Model Composition, Version 1, [Section 3.7.1 on page 27.](#))
- comp-20703** ✓ The value of a `comp:unitRef` attribute on an **SBaseRef** object must be the identifier of a **UnitDefinition** object contained in the **Model** referenced by that **SBaseRef**. (References: SBML Level 3 Package Specification for Hierarchical Model Composition, Version 1, [Section 3.7.1 on page 27.](#))
- comp-20704** ✓ The value of a `comp:metaIdRef` attribute on an **SBaseRef** object must be the value of a `comp:metaid` attribute on an element contained in the **Model** referenced by that **SBaseRef**. This includes elements with `metaid` attributes defined in packages other than SBML Level 3 Core or the Hierarchical Model Composition package. (References: SBML Level 3 Package Specification for Hierarchical Model Composition, Version 1, [Section 3.7.1 on page 27.](#))
- comp-20705** ✓ If an **SBaseRef** object contains an **SBaseRef** child, the parent **SBaseRef** must point to a **Submodel** object, or a **Port** that itself points to a **Submodel** object. (References: SBML Level 3 Package Specification for Hierarchical Model Composition, Version 1, [Section 3.7.2 on page 28.](#))
- comp-20706** ✓ The value of a `comp:portRef` attribute on an **SBaseRef** object must always conform to the syntax of the SBML data type `SIId`. (References: SBML Level 3 Package Specification for Hierarchical Model Composition, Version 1, [Section 3.7.1 on page 27.](#))

- comp-20707** ✓ The value of a `comp:idRef` attribute on an **SBaseRef** object must always conform to the syntax of the SBML data type `SIId`. (References: SBML Level 3 Package Specification for Hierarchical Model Composition, Version 1, [Section 3.7.1 on page 27](#).)
- comp-20708** ✓ The value of a `comp:unitRef` attribute on an **SBaseRef** object must always conform to the syntax of the SBML data type `UnitSIId`. (References: SBML Level 3 Package Specification for Hierarchical Model Composition, Version 1, [Section 3.7.1 on page 27](#).)
- comp-20709** ✓ The value of a `comp:metaIdRef` attribute on an **SBaseRef** object must always conform to the syntax of the XML data type `ID`. (References: SBML Level 3 Package Specification for Hierarchical Model Composition, Version 1, [Section 3.7.1 on page 27](#).)
- comp-20710** ✓ Apart from the general notes and annotation subobjects permitted on all SBML objects, an **SBaseRef** object may only contain a single **SBaseRef** child. (References: SBML Level 3 Package Specification for Hierarchical Model Composition, Version 1, [Section 3.7.2 on page 28](#).)
- comp-20711** ▲ The 'sbaseRef' spelling of an **SBaseRef** child of an **SBaseRef** object is considered deprecated, and 'SBaseRef' should be used instead. (References: SBML Level 3 Package Specification for Hierarchical Model Composition, Version 1, [Section 3.7.2 on page 29](#).)
- comp-20712** ✓ An **SBaseRef** object must point to another object; that is, a **SBaseRef** object must always have a value for one of the attributes `comp:portRef`, `comp:idRef`, `comp:unitRef`, or `comp:metaIdRef`. (References: SBML Level 3 Package Specification for Hierarchical Model Composition, Version 1, [Section 3.7 on page 26](#).)
- comp-20713** ✓ An **SBaseRef** object can only point to *one* other object; that is, a given **SBaseRef** object can only have a value for one of the attributes `comp:portRef`, `comp:idRef`, `comp:unitRef`, or `comp:metaIdRef`. No other attributes from the Hierarchical Model Composition namespace are permitted on an **SBaseRef** object. (References: SBML Level 3 Package Specification for Hierarchical Model Composition, Version 1, [Section 3.4.3 on page 16](#).)
- comp-20714** ✓ Any one SBML object may only be referenced in one of the following ways: referenced by a single **Port** object; referenced by a single **Deletion** object; referenced by a single **ReplacedElement**; be the parent of a single **ReplacedBy** child; be referenced by one or more **ReplacedBy** objects; or be referenced by one or more **ReplacedElement** objects all using the `deletion` attribute. Essentially, once an object has been referenced in one of these ways it cannot be referenced again. (References: SBML Level 3 Package Specification for Hierarchical Model Composition, Version 1, [Section 3.6.5 on page 24](#).)

Rules for Port objects

- comp-20801** ✓ A **Port** object must point to another object; that is, a **Port** object must always have a value for one of the attributes `comp:idRef`, `comp:unitRef`, or `comp:metaIdRef`. (References: SBML Level 3 Package Specification for Hierarchical Model Composition, Version 1, [Section 3.4.3 on page 16](#).)
- comp-20802** ✓ A **Port** object can only point to *one* other object; that is, a given **Port** object can only have a value for one of the attributes `comp:idRef`, `comp:unitRef`, or `comp:metaIdRef`. (References: SBML Level 3 Package Specification for Hierarchical Model Composition, Version 1, [Section 3.4.3 on page 16](#).)
- comp-20803** ✓ A **Port** object must have a value for the required attribute `comp:id`, and one, and only one, of the attributes `comp:idRef`, `comp:unitRef`, or `comp:metaIdRef`. It may also have the optional attribute `comp:name`. No other attributes from the Hierarchical Model Composition namespace are permitted on a **Port** object. (References: SBML Level 3 Package Specification for Hierarchical Model Composition, Version 1, [Section 3.4.3 on page 16](#).)

- comp-20804** ✓ Port definitions must be unique; that is, no two **Port** objects in a given **Model** may reference the same object in that **Model**. (References: SBML Level 3 Package Specification for Hierarchical Model Composition, Version 1, [Section 3.4.3 on page 16.](#))

Rules for Deletion objects

- comp-20901** ✓ A **Deletion** object must point to another object; that is, a **Deletion** object must have a value for one of the attributes **comp:portRef**, **comp:idRef**, **comp:unitRef**, or **comp:metaIdRef**. (References: SBML Level 3 Package Specification for Hierarchical Model Composition, Version 1, [Section 3.5.3 on page 20.](#))
- comp-20902** ✓ A **Deletion** object can only point to *one* other object; that is, a given **Deletion** object can only have a value for one of the attributes **comp:portRef**, **comp:idRef**, **comp:unitRef**, or **comp:metaIdRef**. (References: SBML Level 3 Package Specification for Hierarchical Model Composition, Version 1, [Section 3.5.3 on page 20.](#))
- comp-20903** ✓ A **Deletion** object must have a value for one, and only one, of the attributes **comp:portRef**, **comp:idRef**, **comp:unitRef**, or **comp:metaIdRef**. It may also have the optional attributes **comp:id** and **comp:name**. No other attributes from the Hierarchical Model Composition namespace are permitted on a **Deletion** object. (References: SBML Level 3 Package Specification for Hierarchical Model Composition, Version 1, [Section 3.5.3 on page 20.](#))

Rules for ReplacedElement objects

- comp-21001** ✓ A **ReplacedElement** object must point to another object; that is, a given **ReplacedElement** object must have a value for one of the following attributes: **comp:portRef**, **comp:idRef**, **comp:unitRef**, **comp:metaIdRef**, or **comp:deletion**. (References: SBML Level 3 Package Specification for Hierarchical Model Composition, Version 1, [Section 3.6.2 on page 21.](#))
- comp-21002** ✓ A **ReplacedElement** object can only point to *one* target object; that is, a given **ReplacedElement** can only have a value for one of the following attributes: **comp:portRef**, **comp:idRef**, **comp:unitRef**, **comp:metaIdRef**, or **comp:deletion**. (References: SBML Level 3 Package Specification for Hierarchical Model Composition, Version 1, [Section 3.6.2 on page 21.](#))
- comp-21003** ✓ A **ReplacedElement** object must have a value for the required attribute **comp:submodelRef**, and a value for one, and only one, of the following attributes: **comp:portRef**, **comp:idRef**, **comp:unitRef**, **comp:metaIdRef**, or **comp:deletion**. It may also have a value for the optional attribute **comp:conversionFactor**. No other attributes from the Hierarchical Model Composition namespace are permitted on a **ReplacedElement** object. (References: SBML Level 3 Package Specification for Hierarchical Model Composition, Version 1, [Section 3.6.2 on page 21.](#))
- comp-21004** ✓ The value of a **comp:submodelRef** attribute on a **ReplacedElement** object must be the identifier of a **Submodel** present in the **ReplacedElement** object's parent **Model**. (References: SBML Level 3 Package Specification for Hierarchical Model Composition, Version 1, [Section 3.6.2 on page 23.](#))
- comp-21005** ✓ The value of a **comp:deletion** attribute on a **ReplacedElement** object must be the identifier of a **Deletion** present in the **ReplacedElement** object's parent **Model**. (References: SBML Level 3 Package Specification for Hierarchical Model Composition, Version 1, [Section 3.6.2 on page 23.](#))
- comp-21006** ✓ The value of a **comp:conversionFactor** attribute on a **ReplacedElement** object must be the identifier of a **Parameter** present in the **ReplacedElement** object's parent **Model**. (References: SBML Level 3 Package Specification for Hierarchical Model Composition, Version 1, [Section 3.6.2 on page 23.](#))

- comp-21007 ✓ (Rule removed because it was a duplicate of 10308.)
- comp-21008 ✓ (Rule removed because it was a duplicate of 10309.)
- comp-21009 ✓ (Rule removed because it was a duplicate of 10310.)
- comp-21010 ✓ No two **ReplacedElement** objects in the same **Model** may reference the same object unless that object is a **Deletion**. (References: SBML Level 3 Package Specification for Hierarchical Model Composition, Version 1, [Section 3.6.2 on page 21.](#))

Rules for ReplacedBy objects

- comp-21101 ✓ A **ReplacedBy** object must point to another object; that is, a given **ReplacedBy** object must have a value for one of the following attributes: **comp:portRef**, **comp:idRef**, **comp:unitRef**, or **comp:metaIdRef**. (References: SBML Level 3 Package Specification for Hierarchical Model Composition, Version 1, [Section 3.6.4 on page 23.](#))
- comp-21102 ✓ A **ReplacedBy** object can only point to *one* target object; that is, a given **ReplacedBy** can only have a value for one of the following attributes: **comp:portRef**, **comp:idRef**, **comp:unitRef**, or **comp:metaIdRef**. (References: SBML Level 3 Package Specification for Hierarchical Model Composition, Version 1, [Section 3.6.4 on page 23.](#))
- comp-21103 ✓ A **ReplacedBy** object must have a value for the required attribute **comp:submodelRef**, and a value for one, and only one, of the following other attributes: **comp:portRef**, **comp:idRef**, **comp:unitRef**, or **comp:metaIdRef**. No other attributes from the Hierarchical Model Composition namespace are permitted on a **ReplacedBy** object. (References: SBML Level 3 Package Specification for Hierarchical Model Composition, Version 1, [Section 3.6.4 on page 23.](#))
- comp-21104 ✓ The value of a **comp:submodelRef** attribute on a **ReplacedBy** object must be the identifier of a **Submodel** present in **ReplacedBy** object's parent **Model**. (References: SBML Level 3 Package Specification for Hierarchical Model Composition, Version 1, [Section 3.6.4 on page 24.](#))
- comp-21105 ✓ (Rule removed because it was a duplicate of 10308.)

General Rules for Replacements

- comp-21201 ✓ If one element replaces another, whether it is the target of a **ReplacedBy** element, or whether it has a child **ReplacedElement**, the SBML class of the replacement element must match the SBML class of the replaced element, with two exceptions: an element of a derived class may replace an object of its base class (for base classes other than **SBase**), and any SBML class with mathematical meaning may replace a **Parameter**. A base class may not replace a derived class, however, nor may a **Parameter** replace some other SBML element with mathematical meaning. (References: SBML Level 3 Package Specification for Hierarchical Model Composition, Version 1, [Section 3.6.5 on page 24.](#))
- comp-21202 ✓ If one element replaces another, whether it is the target of a **ReplacedBy** element, or whether it has a child **ReplacedElement**, if the replaced element has the **id** attribute set, the replacement element must also have the **id** attribute set. (References: SBML Level 3 Package Specification for Hierarchical Model Composition, Version 1, [Section 3.6.5 on page 24.](#))
- comp-21203 ✓ If one element replaces another, whether it is the target of a **ReplacedBy** element, or whether it has a child **ReplacedElement**, if the replaced element has the **metaid** attribute set, the replacement element must also have the **metaid** attribute set. (References: SBML Level 3 Package Specification for Hierarchical Model Composition, Version 1, [Section 3.6.5 on page 24.](#))
- comp-21204 ✓ If one element replaces another, whether it is the target of a **ReplacedBy** element, or whether it has a child **ReplacedElement**, if the replaced element has an identifier attribute from some

other SBML package set, the replacement element must also have that same identifier attribute set. (References: SBML Level 3 Package Specification for Hierarchical Model Composition, Version 1, [Section 3.6.5 on page 24.](#))

1
2
3

Acknowledgments

We thank Nicolas Le Novère, Ranjit Randhawa, Jonathan Webb, Frank Bergmann, Sarah Keating, Sven Sahle, James Schaff, and the members of the *sbml-comp* Package Working Group for prior work, suggestions, and comments that helped shape the Hierarchical Model Composition package as you see it today.

We thank with great enthusiasm the National Institutes of Health (USA) for partly funding the development of this package under grant R01 GM070923, as well as the European Molecular Biology Laboratory (EMBL) for funding workshops that led to the development of this package.

References

- Bergmann, F. and Sauro, H. M. (2006). Human-readable model definition language. Available via the World Wide Web at http://www.sys-bio.org/sbwWiki/_media/sbw/standards/2006-12-17_humanreadable_md1.pdf.
- Berners-Lee, T., Fielding, R., and Masinter, L. (2005). Uniform resource identifier (URI): Generic syntax. Available online via the World Wide Web at <http://www.ietf.org/rfc/rfc3986.txt>.
- Biron, P. V. and Malhotra, A. (2000). XML Schema part 2: Datatypes (W3C candidate recommendation 24 October 2000). Available via the World Wide Web at <http://www.w3.org/TR/xmlschema-2/>.
- Clark, J. and DeRose, S. (1999). XML Path Language (XPath) Version 1.0. Available via the World Wide Web at <http://www.w3.org/TR/xpath/>.
- Eriksson, H.-E. and Penker, M. (1998). *UML Toolkit*. John Wiley & Sons, New York.
- Fallside, D. C. (2000). XML Schema part 0: Primer (W3C candidate recommendation 24 October 2000). Available via the World Wide Web at <http://www.w3.org/TR/xmlschema-0/>.
- Finney, A. (2000). Internal discussion document: Possible extensions to the Systems Biology Markup Language. Available via the World Wide Web at <http://www.cds.caltech.edu/erato/extensions.html>.
- Finney, A. (2003a). SBML sets concept. Available via the World Wide Web at http://sbml.org/Forums/index.php?t=msg&th=234&rid=0#msg_683.
- Finney, A. (2003b). Systems biology markup language (SBML) level 3 proposal: Model composition features. Available via the World Wide Web at <http://www.mpi-magdeburg.mpg.de/zlocal/martins/sbml-comp/model-composition.pdf>.
- Finney, A. (2003c). Systems biology markup language (SBML) level 3 proposal: Model composition features. Available via the World Wide Web at <http://sbml.org/images/7/73/Model-composition.pdf>.
- Finney, A. (2004). SBML level 3: Proposals for advanced model representations. Available via the World Wide Web at <http://sbml.org/images/9/9c/Ismb-2004-sbml-level-3-poster.pdf>.
- Finney, A. (2007). Andrew 2007 comments about model composition. Available via the World Wide Web at http://sbml.org/Andrew_2007_Comments_about_Model_Composition.
- Ginkel, M. (2002). Modular SBML. Available via the World Wide Web at <http://sbml.org/images/9/90/Sbml-modular.pdf>.
- Ginkel, M. (2003). SBML model composition special interest group. Available via the World Wide Web at <http://www.mpi-magdeburg.mpg.de/zlocal/martins/sbml-comp>.
- Ginkel, M. (2007). Martin Goals. Available via the World Wide Web at http://sbml.org/Events/Other_Events/SBML_Composition_Workshop_2007/Martin_Goals.
- Ginkel, M. and Stelling, J. (2001). XML notation for modularity. Available via the World Wide Web at <http://sbml.org/images/7/73/Vortrag.pdf>.
- Harold, E. R. and Means, E. S. (2001). *XML in a Nutshell*. O'Reilly.
- Hoops, S. (2007). Hierarchical model composition. Available via the World Wide Web at [http://sbml.org/Community/Wiki/SBML_Level_3_Proposals/Hierarchical_Model_Composition_\(Hoops_2007\)](http://sbml.org/Community/Wiki/SBML_Level_3_Proposals/Hierarchical_Model_Composition_(Hoops_2007)).
- Hoops, S. (2008). Hierarchical model composition. Available via the World Wide Web at <http://sbml.org/images/e/e9/HierarchicalModelGothenburg.pdf>.

- Hucka, M., Bergmann, F. T., Hoops, S., Keating, S. M., Sahle, S., Schaff, J. C., Smith, L. P., and Wilkinson, D. J. (2010). The Systems Biology Markup Language (SBML): Language Specification for Level 3 Version 1 Core. Available via the World Wide Web at <http://sbml.org/Documents/Specifications>.
- Leibermeister, W. (2007). semanticSBML. Available via the World Wide Web at http://sbml.org/images/c/c1/SemanticSBML_SBMLcomposition.pdf.
- Marsch, J., Orchard, D., and Veillard, D. (2006). XML Inclusions (XInclude) Version 1.0 (Second Edition). Available via the World Wide Web at <http://www.w3.org/TR/xinclude/>.
- Multiple authors (2007a). Issues to address. Available via the World Wide Web at http://sbml.org/Events/Other_Events/SBML_Composition_Workshop_2007/Issues_To_Address.
- Multiple authors (2007b). Overloading semantics. Available via the World Wide Web at http://sbml.org/Events/Other_Events/SBML_Composition_Workshop_2007/Overloading_Semantics.
- Multiple authors (2007c). SBML Composition Workshop 2007. Available via the World Wide Web at http://sbml.org/Events/Other_Events/SBML_Composition_Workshop_2007.
- Novère, N. L. (2003). On the relationships between L3 packages, including Core. Available via the World Wide Web at <http://www.sbml.org/Forums/index.php?t=tree&goto=6104>.
- Novère, N. L. (2007). Modularity in core. Available via the World Wide Web at http://sbml.org/Events/Other_Events/SBML_Composition_Workshop_2007/Modularity_In_Core.
- Oestereich, B. (1999). *Developing Software with UML: Object-Oriented Analysis and Design in Practice*. Addison-Wesley.
- Pemberton, S., Austin, D., Axelsson, J., Celik, T., Dominiak, D., Elenbaas, H., Epperson, B., Ishikawa, M., Matsui, S., McCarron, S., Navarro, Peruvemba, S., Relyea, R., Schnitzenbaumer, S., and Stark, P. (2002). XHTML 1.0 the Extensible HyperText Markup Language (second edition): W3C Recommendation 26 January 2000, revised 1 August 2002. Available via the World Wide Web at <http://www.w3.org/TR/xhtml1/>.
- Randhawa, R. (2007). Model Composition for Macromolecular Regulatory Networks. Available via the World Wide Web at <http://sbml.org/documents/proposals/CCB2007DemoPresentation.pdf>.
- SBML Team (2007). The 5th SBML Hackathon. Available via the World Wide Web at http://sbml.org/Events/Hackathons/The_5th_SBML_Hackathon.
- SBML Team (2010). The SBML issue tracker. Available via the World Wide Web at <http://sbml.org/issue-tracker>.
- Smith, L. P. (2010a). Hierarchical model composition. Available via the World Wide Web at http://sbml.org/images/b/b6/Smith-Hierarchical_Model_Composition-2010-05-03.pdf.
- Smith, L. P. (2010b). Hierarchical model composition. Available via the World Wide Web at <http://www.sbml.org/Forums/index.php?t=tree&goto=6124>.
- Smith, L. P. and Hucka, M. (2010). SBML Level 3 hierarchical model composition. Available via the World Wide Web at <http://precedings.nature.com/documents/5133/version/1>.
- The SBML Editors (2010). SBML Editors' meeting minutes 2010-06-22. Available via the World Wide Web at http://sbml.org/Events/SBML_Editors'_Meetings/Minutes/2010-06-22.
- Thompson, H. S., Beech, D., Maloney, M., and Mendelsohn, N. (2000). XML Schema part 1: Structures (W3C candidate recommendation 24 October 2000). Available online via the World Wide Web at the address <http://www.w3.org/TR/xmlschema-1/>.

W3C (2000). Naming and addressing: URIs, URLs, Available online via the World Wide Web at <http://www.w3.org/Addressing/>. 1

Webb, J. (2003). BioSpice MDL Model Composition and Libraries. Available via the World Wide Web at http://sbml.org/Forums/index.php?t=msg&th=67&rid=0#msg_111. 2
3
4